



ESSEX COUNTY FIRE AND RESCUE SERVICE

MONTHLY PERFORMANCE REPORT September 2022

INFORMATION CUT OFF DATE: 19/10/2022



Contact Page

Exec Summary

Incidents

Availability & Coverage

Attendance

Casualties

Prevention & Protection

Operational Crew P&P Activity

Ops Training

Info Gov

HR

Workforce Diversity

Comments & Actions

Links & attributions

This report has been produced by the Performance & Analytics team to monitor ECFRS performance with the aim to provide information to the PFCC's office. Any queries regarding figures can be sent to the contacts below. Additions or changes will be prioritised and SLA's agreed on a case by case basis.

Version 3.18.19



Effectiveness

How effective is the fire and rescue service at keeping people safe and secure from fire and other risks?

Last updated 17/12/2019



Efficiency

How efficient is the fire and rescue service at keeping people safe and secure from fire and other risks?

Last updated 17/12/2019



People

How well does the fire and rescue service look after its people?

Last updated 17/12/2019



Name Link

Lucy Clayton

Jordan Brice

Reportable periods

Period	Percentage Reportable
Oct 2022	78.64%
Sep 2022	98.83%
Aug 2022	99.96%

Cost per resident in council band D

£75.33

[Contact Page](#)[Exec Summary](#)[Incidents](#)[Availability & Coverage](#)[Attendance](#)[Casualties](#)[Prevention & Protection](#)[Operational Crew P&P Activity](#)[Ops Training](#)[Info Gov](#)[HR](#)[Workforce Diversity](#)[Comments & Actions](#)[Links & attributions](#)

Period Selected: Sep 2022

Target

Appliance Availability	72%	-	81%
Attendance within 15mins	81%	-	90%
Prevention visits completed on time	48%	-	95%
Protection inspections complete	198	-	110
%Time lost to sickness	7.2%	-	5%
Attendance PLTI mins:sec	11:35	-	10:00

This page is an executive summary to show an overview of KPIs, colours are set to:

Red - Significantly under target**Orange** - Under target but within reasonable bounds**Green** - At target or within reasonable bounds**Blue** - Significantly exceeding target**Lower Boundry.**

ADF Injuries	2	4
Deliberate Fires	104	125
Non Domestic Fires	29	35
Number ADFs	64	66
Primary Fire Injuries	2	6
Unwanted Fire Signals	113	85



Contact Page

Exec Summary

Incidents

Availability & Coverage

Attendance

Casualties

Prevention & Protection

Operational Crew P&P Activity

Ops Training

Info Gov

HR

Workforce Diversity

Comments & Actions

Links & attributions

Period Selected: Sep 2022

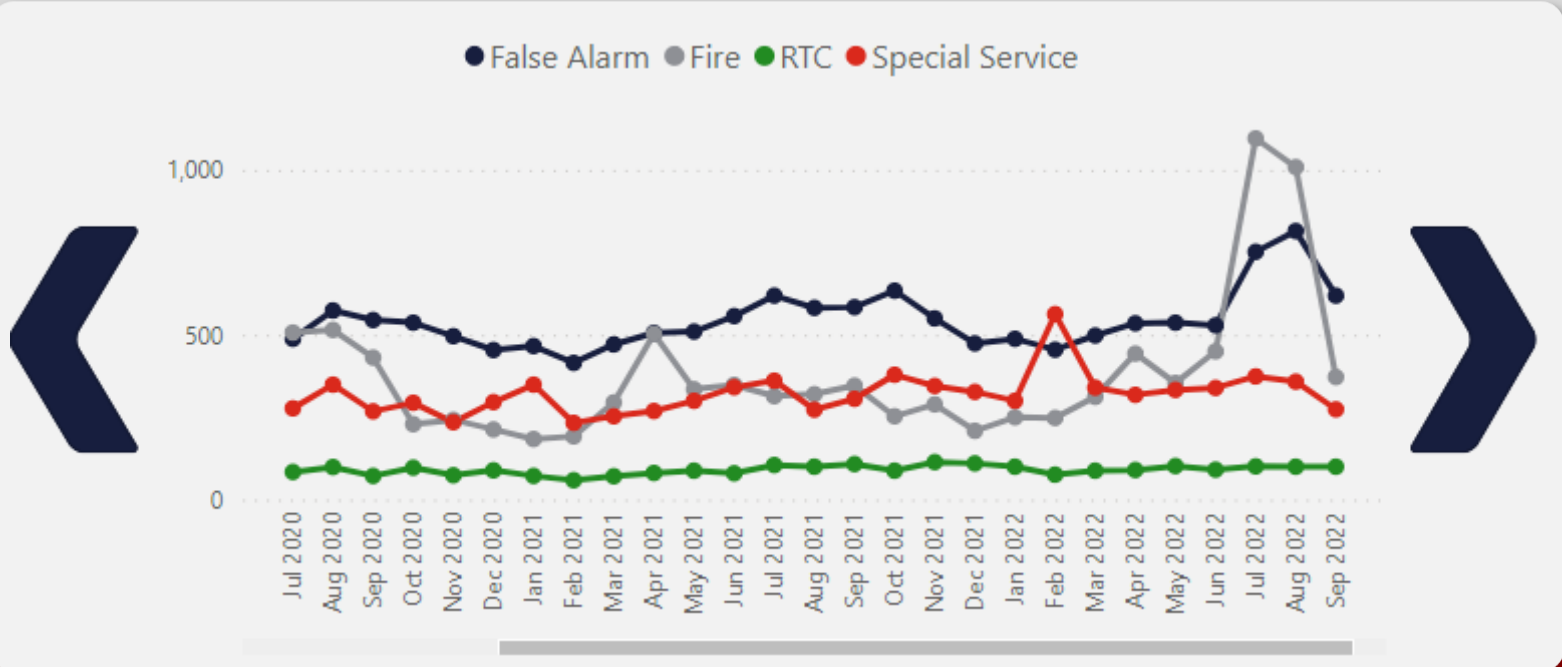
Cause	Primary	Secondary	Chimney	Total
(Blank)	1			1
Accidental	150	117	1	268
Deliberate	25	79		104

Time Frame	False Alarm	Fire	RTC	Special Service	Total
This Period	619	372	100	274	1,365
Last Period	815	1,009	100	358	2,282
This Period LY	584	346	108	306	1,344
5 Year Monthly Average	552	474	89	338	1,453

Period	Number ADFs
This Period	64
Last Period	68
This Period LY	58
5 Year Monthly Average	59

Fatalities from ADFs

0





Contact Page

Exec Summary

Incidents

Availability & Coverage

Attendance

Casualties

Prevention & Protection

Operational Crew P&P Activity

Ops Training

Info Gov

HR

Workforce Diversity

Comments & Actions

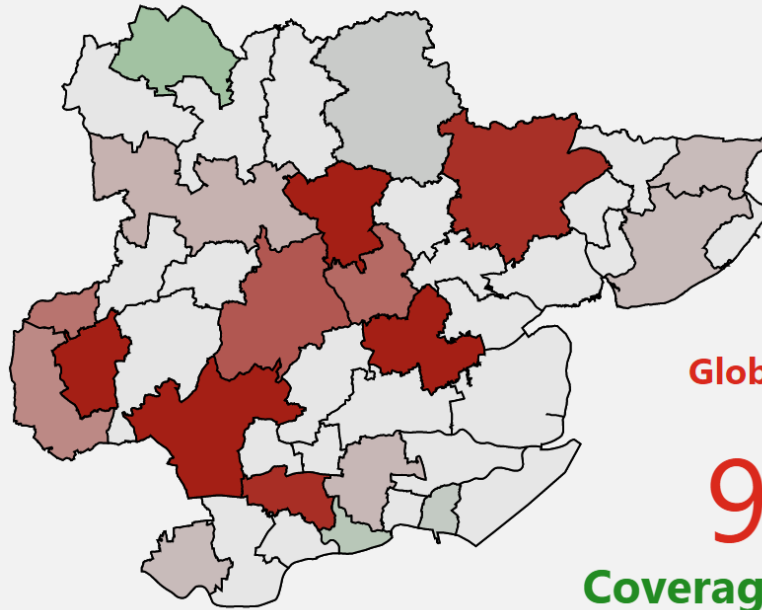
Links & attributions

All crew types selected

Period Selected: Sep 2022



Fire coverage for strategic stations



Station(s) Sep 2022

Basildon	95%
Braintree	86%
Brentwood & Ingatestone	94%
Burnham & Tilligham	97%
Canvey	98%
Chelmsford	96%
Clacton & Weeley	98%
Colchester	95%
Dovercourt	98%
Epping	90%
Grays	98%
Harlow Central	96%
Loughton & Waltham Abbey	97%
Maldon	95%
Rayleigh Weir & Hawkwell	98%
Saffron Walden	99%
Sible Hedingham & Halstead	98%
Southend	98%
Stansted & Dunmow	98%
Witham	96%



Contact Page

Exec Summary

Incidents

Availability & Coverage

Attendance

Casualties

Prevention & Protection

Operational Crew P&P Activity

Ops Training

Info Gov

HR

Workforce Diversity

Comments & Actions

Links & attributions

All crew types selected

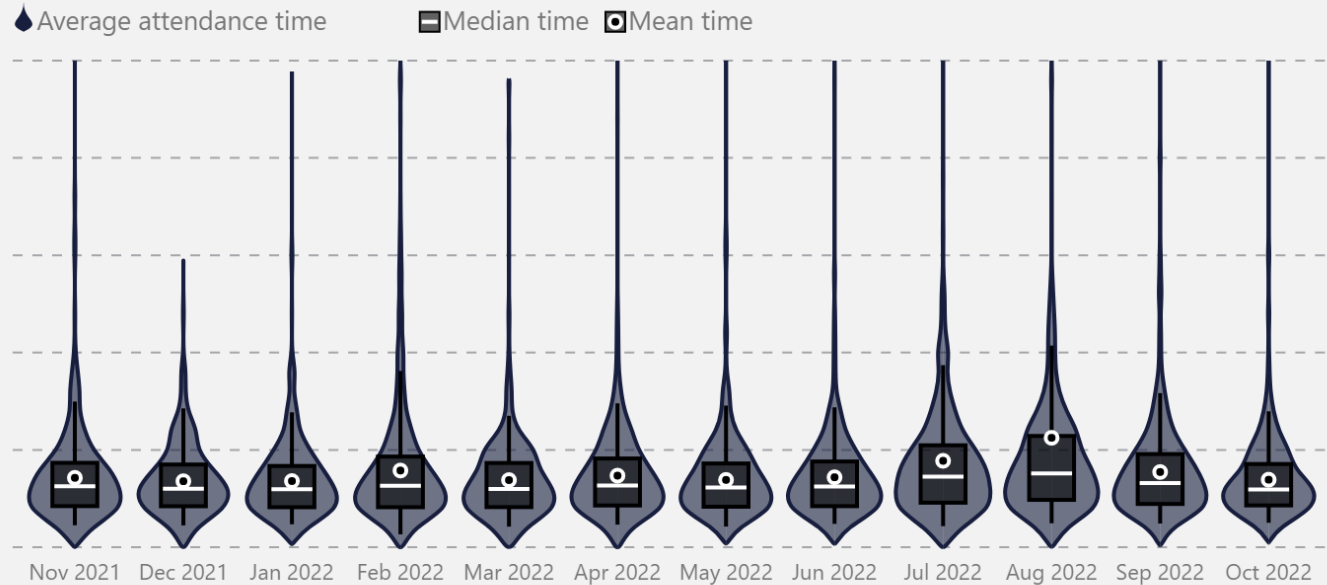
Period Selected: Sep 2022

Period	Response Time	Response Time PLTI	% Within Target
This Period	11:24	11:35	81%
Last Period	14:17	11:54	75%
This Period LY	10:51	10:16	83%
5 Year Average	10:44	10:21	86%

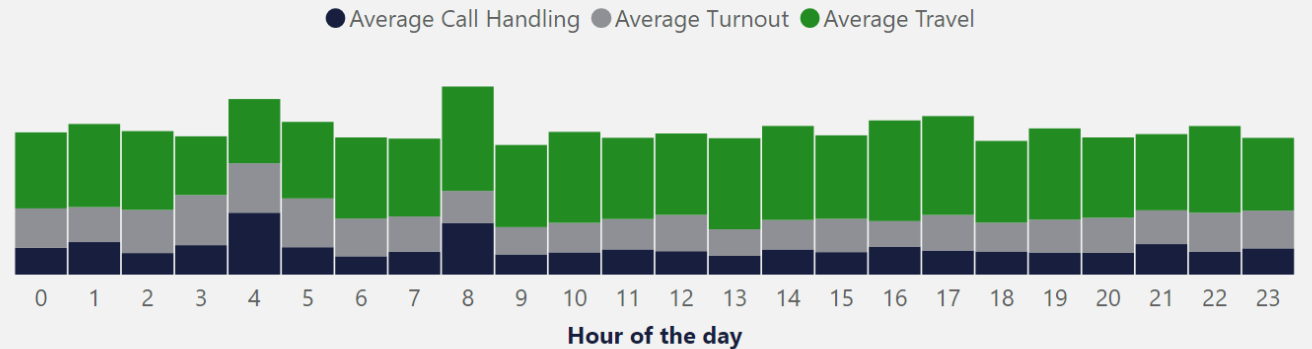
Attendance time at 90th percentile

18:15

Attendance time spread



Attendance split by time of day



PFCC
POLICE, FIRE AND CRIME
COMMISSIONER FOR ESSEX



Contact Page

Exec Summary

Incidents

Availability & Coverage

Attendance

Casualties

Prevention & Protection

Operational Crew P&P Activity

Ops Training

Info Gov

HR

Workforce Diversity

Comments & Actions

Links & attributions

Period Selected: Sep 2022

Period

Number of casualties

Number of fatalities

5 Year Average

11574

547

This Period LY

220

10

Last Period

200

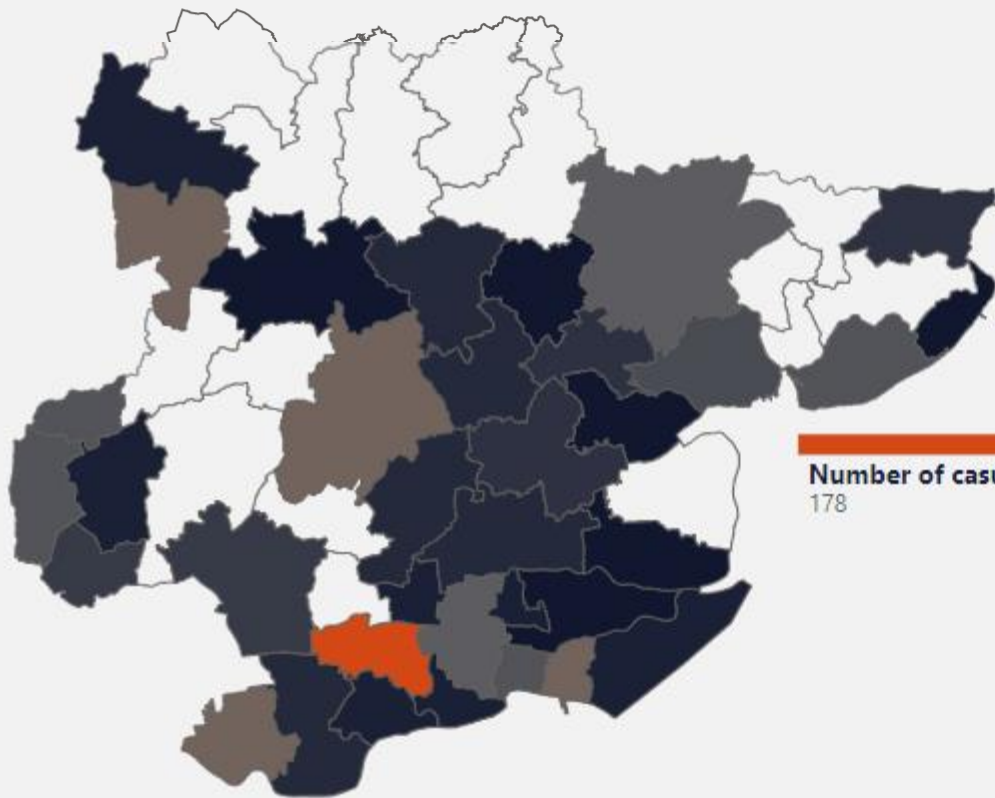
12

This Period

178

4

Where were casualties located?



ExtentOfHarm

Fatal

IncidentType

RTC

2

Special Service

2

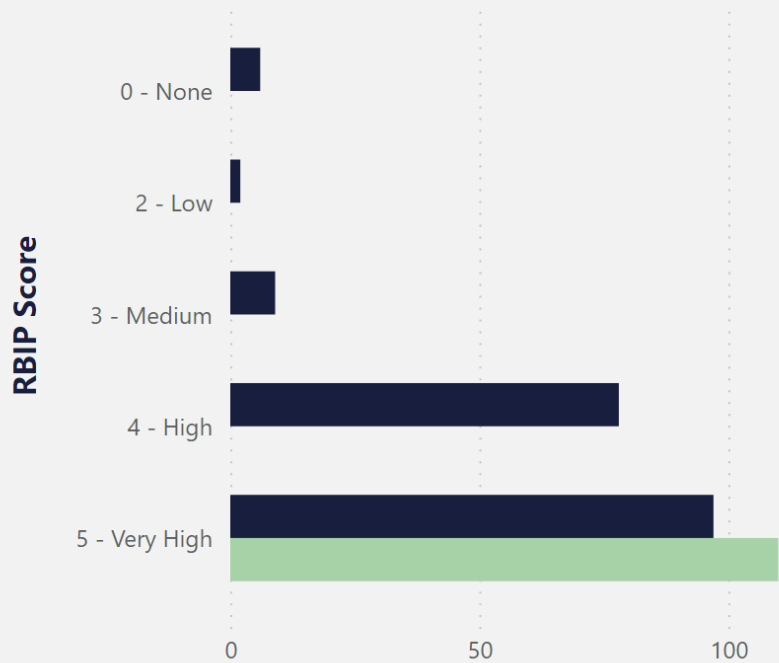


- Contact Page
- Exec Summary
- Incidents
- Availability & Coverage
- Attendance
- Casualties
- Prevention & Protection**
- Operational Crew P&P Activity
- Ops Training
- Info Gov
- HR
- Workforce Diversity
- Comments & Actions
- Links & attributions

Period Selected: Sep 2022

#Inspections completed against RBIP

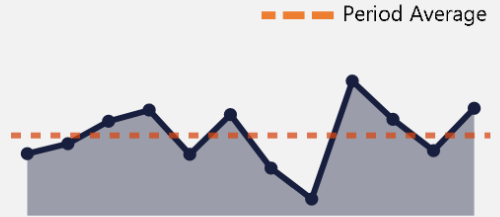
● #Inspections ● Target



#Inspections and Target

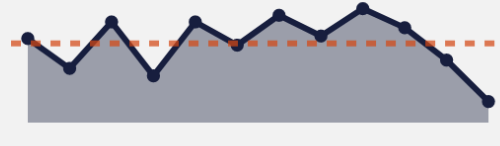
Building Reg Visits completed on time

97%



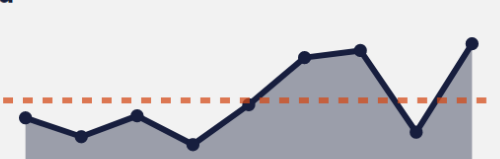
Number of safeguarding engagements

173



Number people attended education visits

4,910

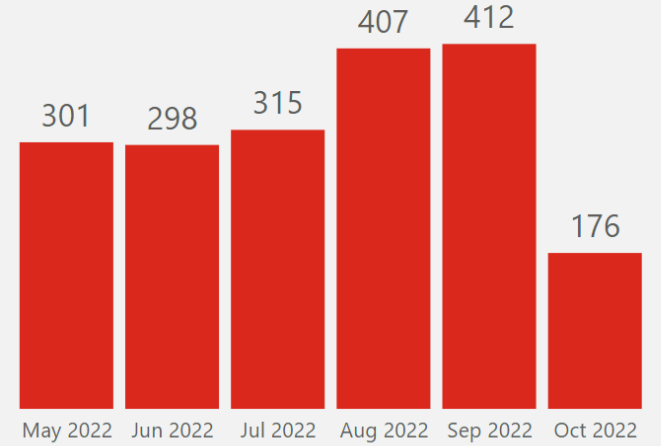


Protection activity in period



● All Others ● Building ... ● Fire Inves... ● Fire Safet... ● Inspections ▶

Prevention Visit target: 3,864



Priority S&W Completed S&W completed within 28 days

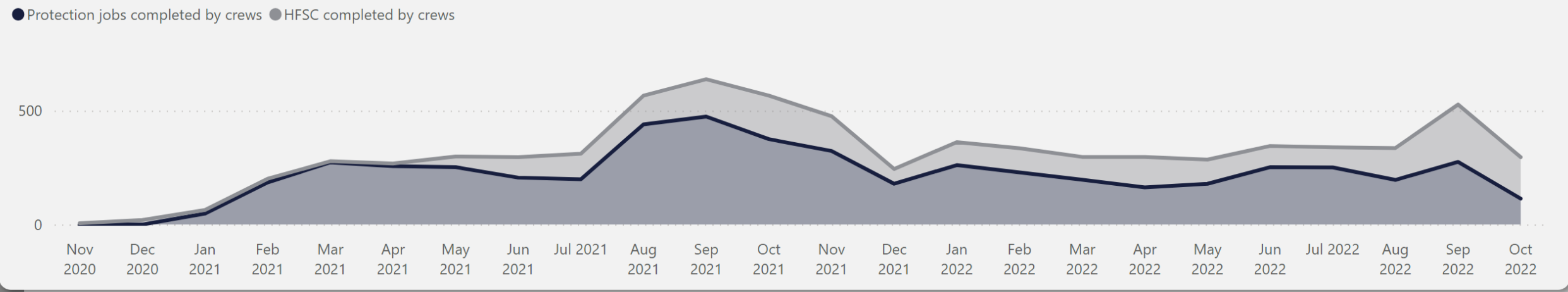
Bronze	16	63%
Silver	100	31%
Gold	145	57%
Total	261	48%



- Contact Page
- Exec Summary
- Incidents
- Availability & Coverage
- Attendance
- Casualties
- Prevention & Protection
- Operational Crew P&P Activity**
- Ops Training
- Info Gov
- HR
- Workforce Diversity
- Comments & Actions
- Links & attributions

Period Selected: Sep 2022

P&P jobs completed by crews



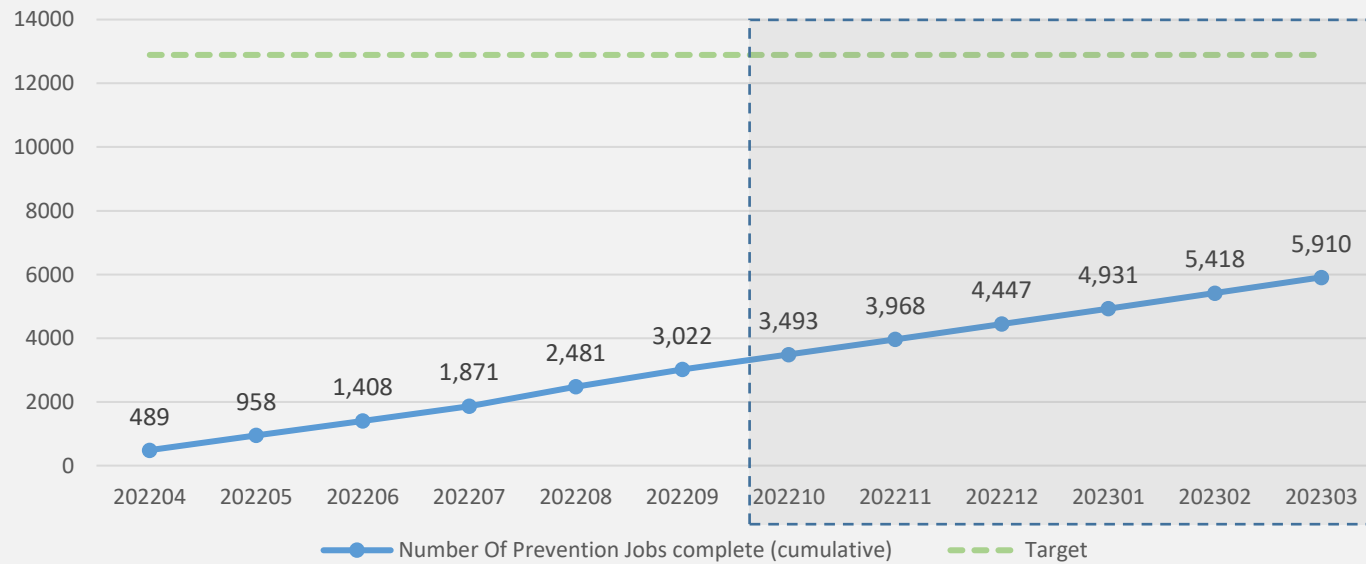
Sep 2022 Total

HFSC completed by crews	252	252
Protection jobs completed by crews	275	275

[Contact Page](#)[Exec Summary](#)[Incidents](#)[Availability & Coverage](#)[Attendance](#)[Casualties](#)[Prevention & Protection](#)[Operational Crew P&P Activity](#)[Ops Training](#)[Info Gov](#)[HR](#)[Workforce Diversity](#)[Comments & Actions](#)[Links & attributions](#)

Period Selected: Sep 2022

Prevention HFSV and S&W - Cumulative completed by Prevention & Crews (Excludes safeguarding visits)





Contact Page

Exec Summary

Incidents

Availability & Coverage

Attendance

Casualties

Prevention & Protection

Operational Crew P&P Activity

Ops Training

Info Gov

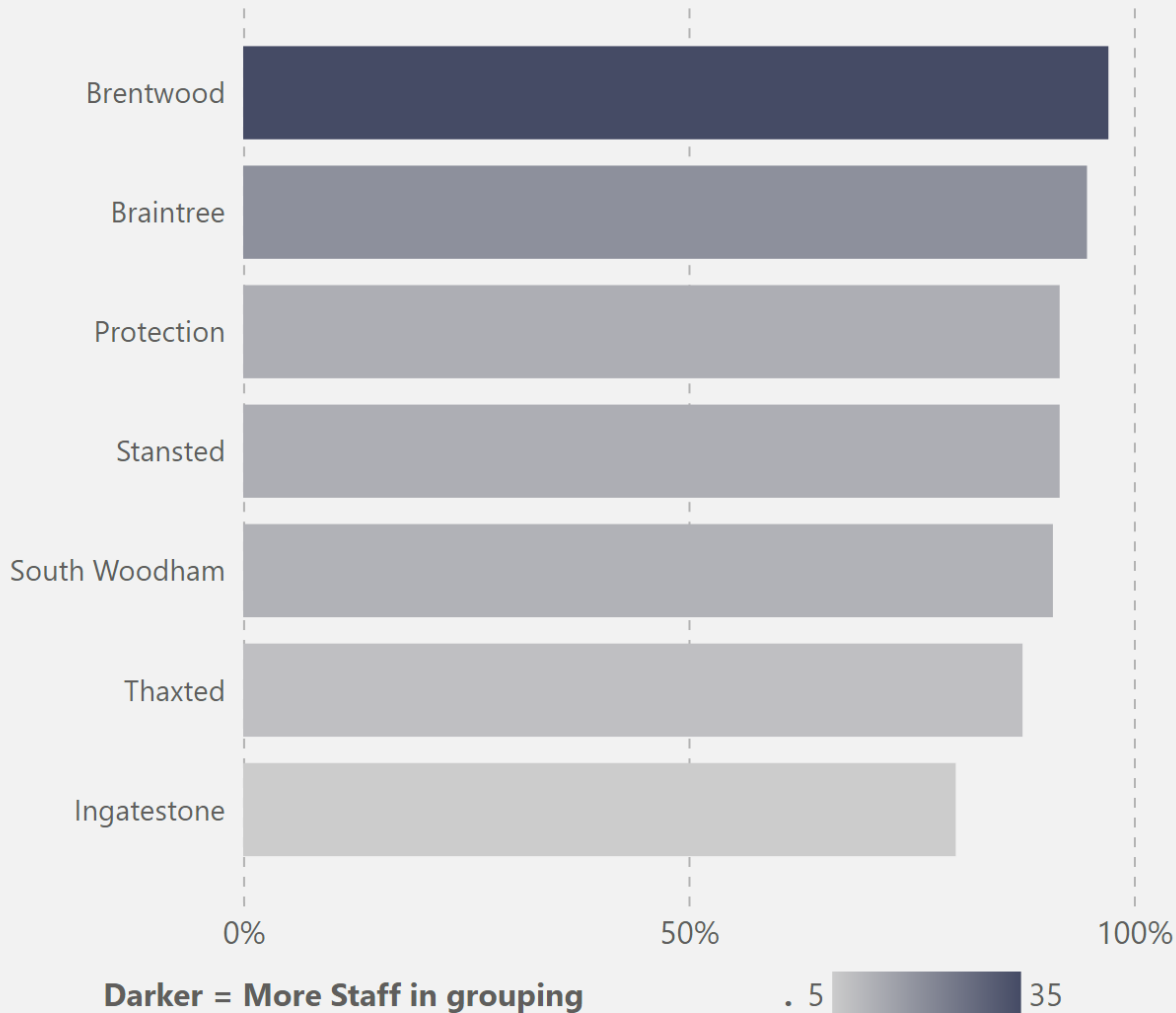
HR

Workforce Diversity

Comments & Actions

Links & attributions

Departments with less than 100% compliance



Personnel with exclusions **excludes:** Modified duties, long term sick, maternity leave

Name	Qualified operational personnel	Compliance percentage
Breathing Apparatus	885	98%
ERD Driving	470	97%
Officer ERD Driving	56	100%
CSAP Lvl 2	734	100%
CSAP Lvl 3a	573	100%
Casualty Care	818	85%
Incident Command Lvl 1	319	95%
Incident Command Lvl 2	39	100%
Incident Command Lvl 3	16	100%
Incident Command Lvl 4	7	100%



Contact Page

Exec Summary

Incidents

Availability & Coverage

Attendance

Casualties

Prevention & Protection

Operational Crew P&P Activity

Ops Training

Info Gov

HR

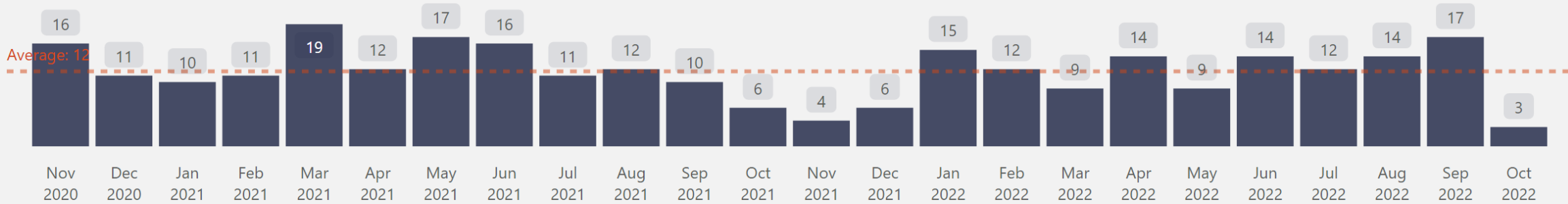
Workforce Diversity

Comments & Actions

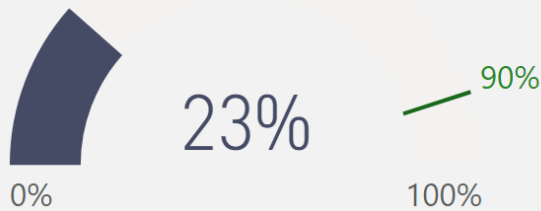
Links & attributions

Period Selected: Sep 2022

Tracking Volume of FOIs over time



FOIs %Compliance



17

FOIs Received

1

SARs Received

36

EIRs Received

1

Compliments

4

FOIs Outstanding

0

SARs Outstanding

31

EIRs Outstanding

2

Complaints

13

FOIs Completed

1

SARs Completed

23

EIRs Completed

3

Breaches/Near Misses

3

FOIs Completed On Time

1

SARs Completed On Time

14

EIRs Completed On Time

0

Breaches Reported to ICO

[Contact Page](#)[Exec Summary](#)[Incidents](#)[Availability & Coverage](#)[Attendance](#)[Casualties](#)[Prevention & Protection](#)[Operational Crew P&P Activity](#)[Ops Training](#)[Info Gov](#)[HR](#)[Workforce Diversity](#)[Comments & Actions](#)[Links & attributions](#)

Period Selected: Sep 2022

%sickness

%sickness scaled



Turnover in period selected:

0.7%

Monthly Average (scaled to period)

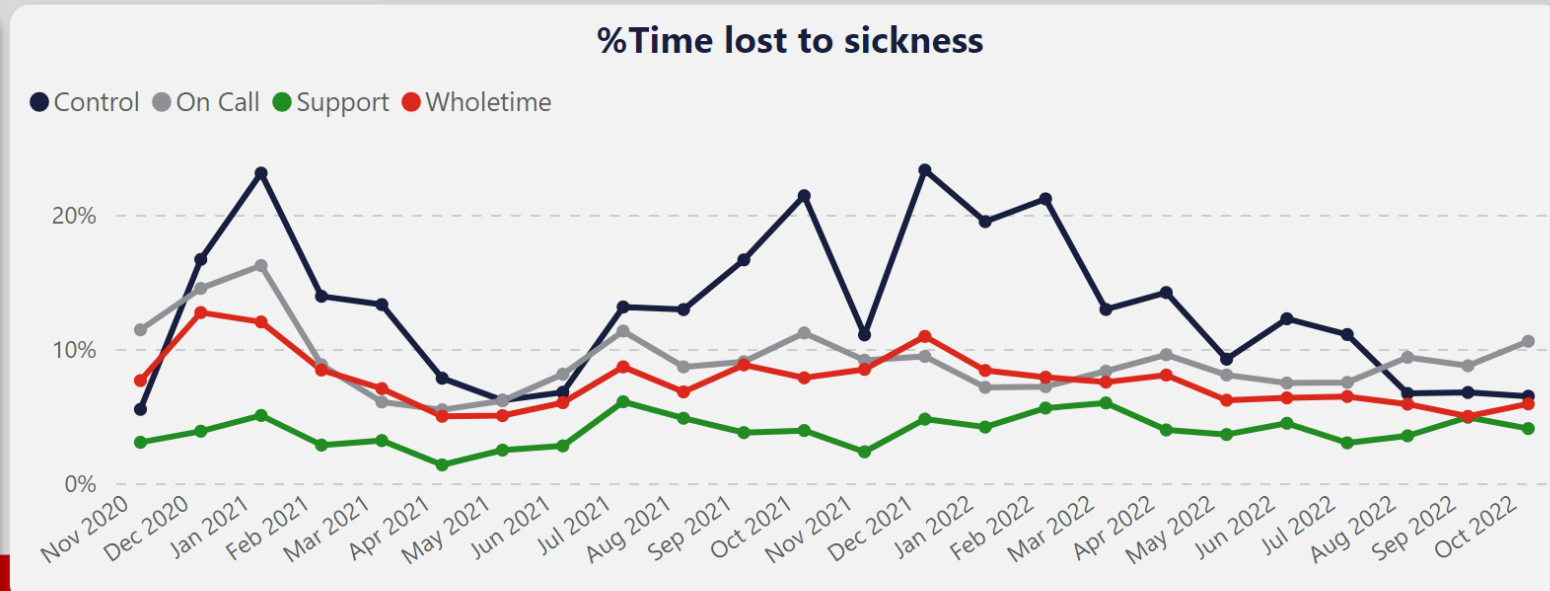
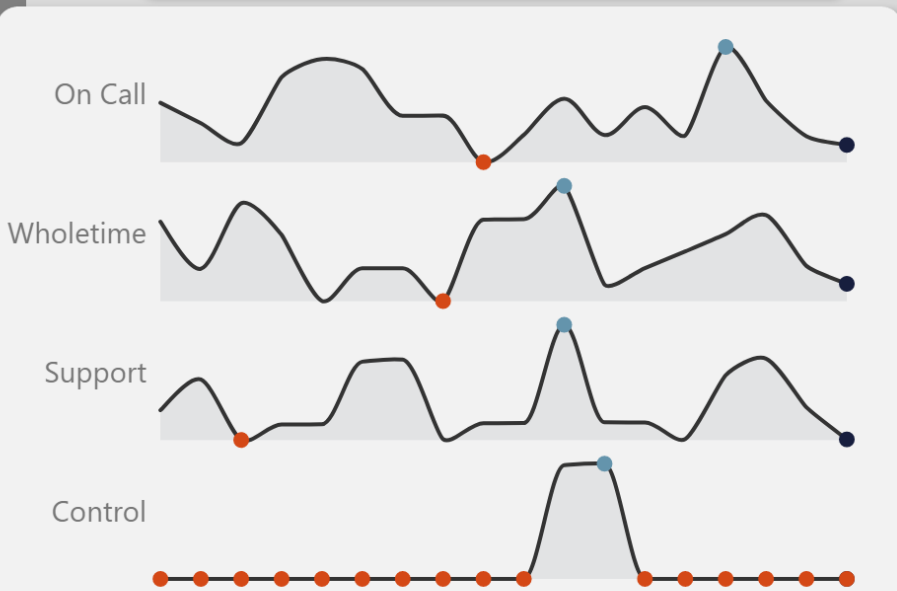
0.9%

%Time lost to sickness

7.2%

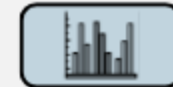
%Time lost to sickness

Period	Control	On Call	Support	Wholetime	Total
This Period	6.8%	8.8%	4.9%	5.0%	7.2%
Last Period	6.7%	9.4%	3.5%	5.9%	7.6%
This Period LY	16.6%	9.1%	3.8%	8.8%	8.3%
5 Year Average	12.0%	8.2%	3.7%	7.1%	7.4%



[Contact Page](#)[Exec Summary](#)[Incidents](#)[Availability & Coverage](#)[Attendance](#)[Casualties](#)[Prevention & Protection](#)[Operational Crew P&P Activity](#)[Ops Training](#)[Info Gov](#)[HR](#)[Workforce Diversity](#)[Comments & Actions](#)[Links & attributions](#)

Period Selected: Sep 2022

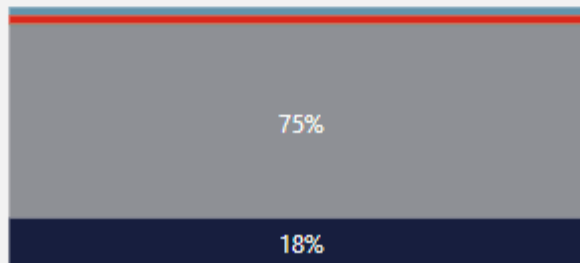


Employee Group	Female	Male	Non-Binary	Not Listed	Other	Prefer Not to Say	Total
Control	87%	13%					100%
On Call	3%	90%	0%	5%		1%	100%
Support	50%	47%		1%		1%	100%
Wholetime	7%	83%	0%	4%	0%	5%	100%
Total	18%	75%	0%	3%	0%	3%	100%

[Ethnic Origin](#)[Gender](#)[Orientation](#)[Is Ethnic Minority](#)[Is LGBTQ+](#)

Diversity grouping over time

● Female ● Male ● Non-Binary ● Not Listed ● Other ● Prefer Not to Say



Sep 2022



PFCC
POLICE, FIRE AND CRIME
COMMISSIONER FOR ESSEX