



ESSEX COUNTY FIRE AND RESCUE SERVICE

QUARTERLY PERFORMANCE REPORT Q1 2022/23

INFORMATION CUT OFF DATE: 21/09/2022



KEY STATEMENTS

- ECFRS attended 4121 incidents in Q1 2022-23, the highest number of total incidents in a quarter one period over the last five fiscal years. This is mainly due to an increase in attendances to special services +10% compared to Q1 2021/22 and +18% compared to the five-year average. There will be a paper submitted by the Performance and Analysis team in October analyzing the increase in Special Services.
- The average response time to potentially life-threatening incidents in April was 10m11s, 10m08s for May and 10m33s for June. All months were above the target of an average of 10 minutes. It has been noted that the 10-minute target is being exceeded on a month-by-month basis. As a result, a dashboard has been made available to the Area Manager – Response, detailing the incidents which are influencing the increase in the response time. This now enables a greater understanding of these incidents and provides an opportunity for learning and sharing lessons learned, with the aim of bringing the average response times back to the target.
- In May and June 86% and 85% of all incidents were attended within 15 minutes. April saw this drop to 83%, however the average response time for Potential Life-Threatening Incidents in April was 11 seconds over the 10-minute target.
- Fire station coverage on the core stations was between 87% and 99% for Quarter one.
- The number of non-residential fires attended by ECFRS during Q1 2022-23 was within the red tolerance threshold for April and June (43+ fires) and green for May (25-39 fires).
- The number of audits completed against premises measured Very High or High on the Risk Based Inspection Programme (RBIP) was within the red tolerance (0 - 162) for every month in the quarter, however this was a +29% compared to Q1 2021-22



KEY STATEMENTS

- On the roads of Essex, Southend and Thurrock, there were 217 people killed or seriously injured in Road Traffic Collisions (RTCs) in Q1 2022-23, an increase compared to the three-year average. Note, these figures are provisional figures taken from Essex Police on 12th September 2022
- ECFRS attended 270 RTCs during Q1 2022-23, an 11% increase compared the 5-year average.
- The average percentage of ADFs where a smoke alarm was present and worked was 56%.
- ECFRS attended 194 Accidental Dwelling Fires (ADFs) in Q1 2022-23, within the green tolerance threshold (44 – 68) for May and June. April was within the Amber tolerance threshold (69-75).
- For deliberate fires, the blue tolerance threshold (0 – 47) was met for May, while April and June were in the Amber tolerance threshold (117-158)
- In Q1 2022-23, there were no fire-related fatalities and a reduction in primary fire casualties when compared to the five-year average.
- In Q1, of those that have declared their diversity data, the majority age band of the workforce is 36-45, 17.6% of the workforce was female, 5.3% LGBTQ+, 3.1% Ethnic Minority and 4.4% disclosed a disability.
- The overall percentage of working time lost for Q1 was 7.4%, higher than the 5% target, this includes all covid related absences.
- The percentage of Freedom of Information (FOI) requests (70%), Subject Access Requests (SARs) (0 submitted and 0 completed) and Environmental Information Regulation (EIR) (70%) requests closed within 20 working days below the target of 90%.



Contact Page

Exec Summary

Incidents

Availability & Coverage

Attendance

Casualties

Prevention & Protection

Operational Crew P&P Activity

Ops Training

Info Gov

HR

Workforce Diversity

Comments & Actions

Links & attributions

This report has been produced by the Performance & Analytics team to monitor ECFRS performance with the aim to provide information to the PFCC's office. Any queries regarding figures can be sent to the contacts below. Additions or changes will be prioritised and SLA's agreed on a case by case basis.

Version 3.18.17



Effectiveness

How effective is the fire and rescue service at keeping people safe and secure from fire and other risks?

Last updated 17/12/2019



Efficiency

How efficient is the fire and rescue service at keeping people safe and secure from fire and other risks?

Last updated 17/12/2019



People

How well does the fire and rescue service look after its people?

Last updated 17/12/2019



Name Link

Lucy Clayton

Jordan Brice

Reportable periods

Period	Percentage Reportable
Sep 2022	70.89%
Aug 2022	98.42%
Jul 2022	99.96%

Cost per resident in council band D

£75.33

[Contact Page](#)[Exec Summary](#)[Incidents](#)[Availability & Coverage](#)[Attendance](#)[Casualties](#)[Prevention & Protection](#)[Operational Crew P&P Activity](#)[Ops Training](#)[Info Gov](#)[HR](#)[Workforce Diversity](#)[Comments & Actions](#)[Links & attributions](#)

Period Selected: Apr 2022, May 2022, Jun 2022

			Target
Appliance Availability	74%	-	81%
Attendance within 15mins	85%	-	90%
Prevention visits completed on time	69%	-	95%
Protection inspections complete	421	-	330
%Time lost to sickness	7.4%	-	5%
Attendance PLTI mins:sec	10:17	-	10:00

This page is an executive summary to show an overview of KPIs, colours are set to:

Red - Significantly under target

Orange - Under target but within reasonable bounds

Green - At target or within reasonable bounds

Blue - Significantly exceeding target

		Lower Boundry
ADF Injuries	5	12
Deliberate Fires	385	374
Non Domestic Fires	128	106
Number ADFs	194	199
Primary Fire Injuries	10	18
Unwanted Fire Signals	300	254



Contact Page

Exec Summary

Incidents

Availability & Coverage

Attendance

Casualties

Prevention & Protection

Operational Crew P&P Activity

Ops Training

Info Gov

HR

Workforce Diversity

Comments & Actions

Links & attributions

Period Selected: Apr 2022, May 2022, Jun 2022

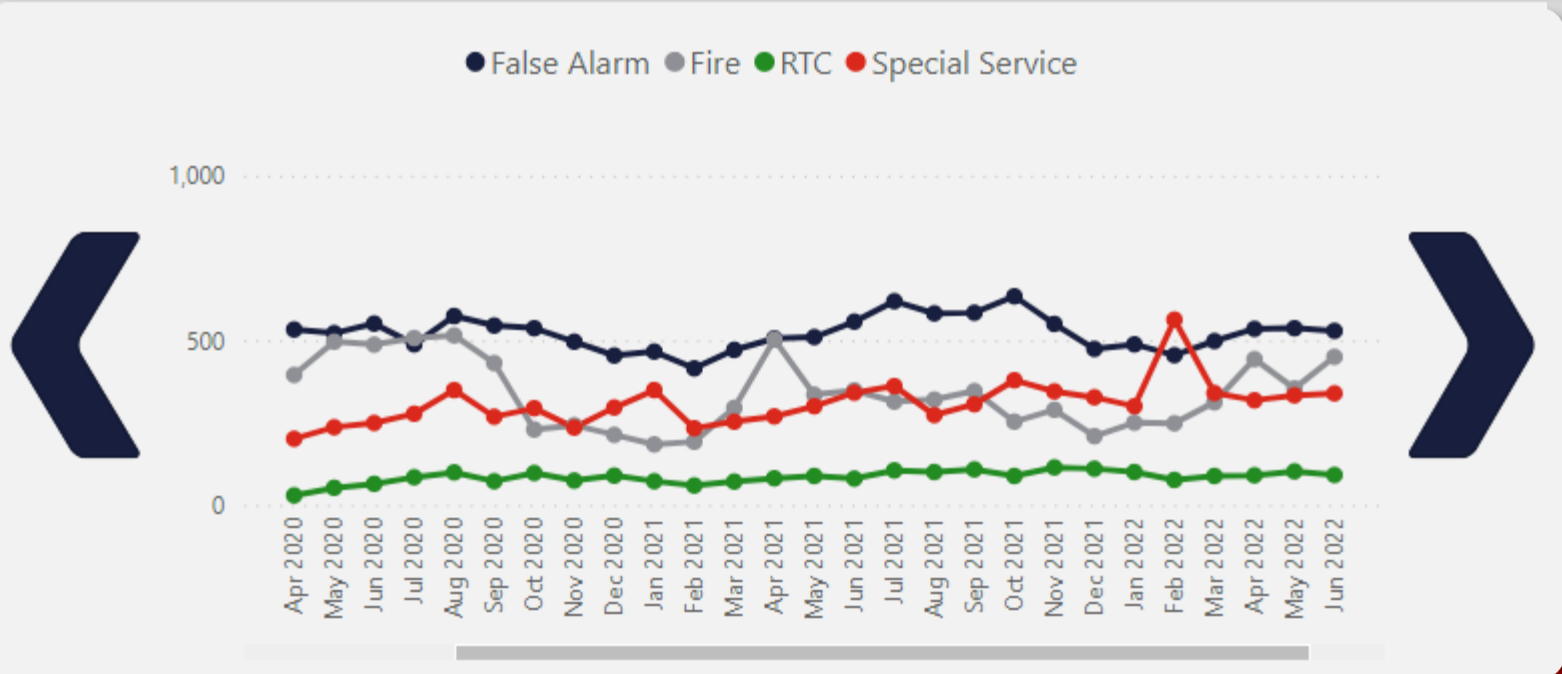
Cause	Primary	Secondary	Chimney	Total
Accidental	424	419	6	849
Deliberate	94	291		385
Unknown (Other)	10	12		22

Time Frame	False Alarm	Fire	RTC	Special Service	Total
This Period	1,601	1,247	283	990	4,121
Last Period	1,570	1,109	280	991	3,950
This Period LY	1,573	1,186	249	910	3,918
5 Year Monthly Average	557	493	89	346	1,485

Period	Number ADFs
This Period	194
Last Period	191
This Period LY	207
5 Year Monthly Average	58

Fatalities from ADFs

0





Contact Page

Exec Summary

Incidents

Availability & Coverage

Attendance

Casualties

Prevention & Protection

Operational Crew P&P Activity

Ops Training

Info Gov

HR

Workforce Diversity

Comments & Actions

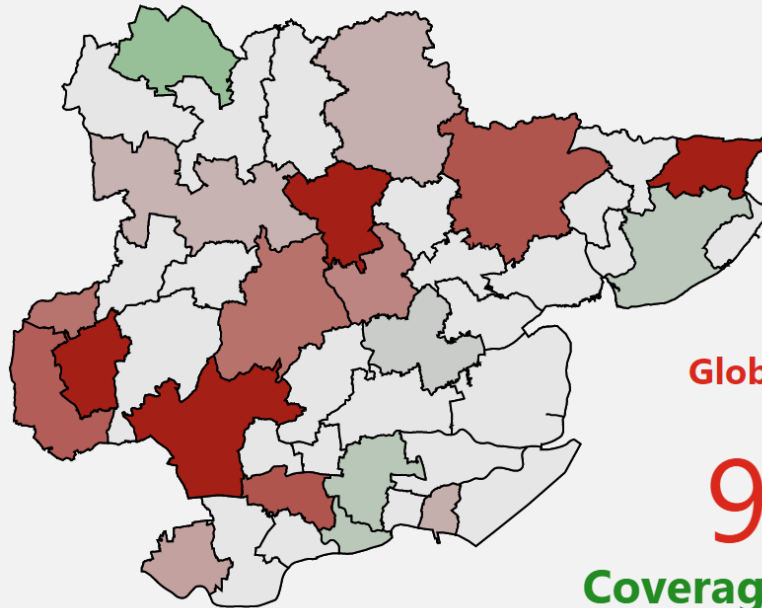
Links & attributions

All crew types selected

Period Selected: Apr 2022, May 2022, Jun 2022



Fire coverage for strategic stations



Global average

96%

Coverage target: 98%

Station(s) Jun 2022 May 2022 Apr 2022

Station(s)	Jun 2022	May 2022	Apr 2022
Basildon	95%	96%	97%
Braintree	93%	95%	94%
Brentwood & Ingatestone	94%	96%	94%
Burnham & Tilligham	94%	99%	96%
Canvey	99%	98%	98%
Chelmsford	97%	98%	95%
Clacton & Weeley	98%	99%	98%
Colchester	96%	96%	96%
Dovercourt	97%	87%	99%
Epping	81%	89%	84%
Grays	97%	97%	97%
Harlow Central	97%	97%	96%
Loughton & Waltham Abbey	96%	97%	95%
Maldon	98%	99%	97%
Rayleigh Weir & Hawkwell	98%	99%	99%
Saffron Walden	99%	99%	99%
Sible Hedingham & Halstead	98%	97%	97%
Southend	97%	97%	98%
Stansted & Dunmow	98%	97%	98%
Witham	97%	97%	97%



Contact Page

Exec Summary

Incidents

Availability & Coverage

Attendance

Casualties

Prevention & Protection

Operational Crew P&P Activity

Ops Training

Info Gov

HR

Workforce Diversity

Comments & Actions

Links & attributions

All crew types selected

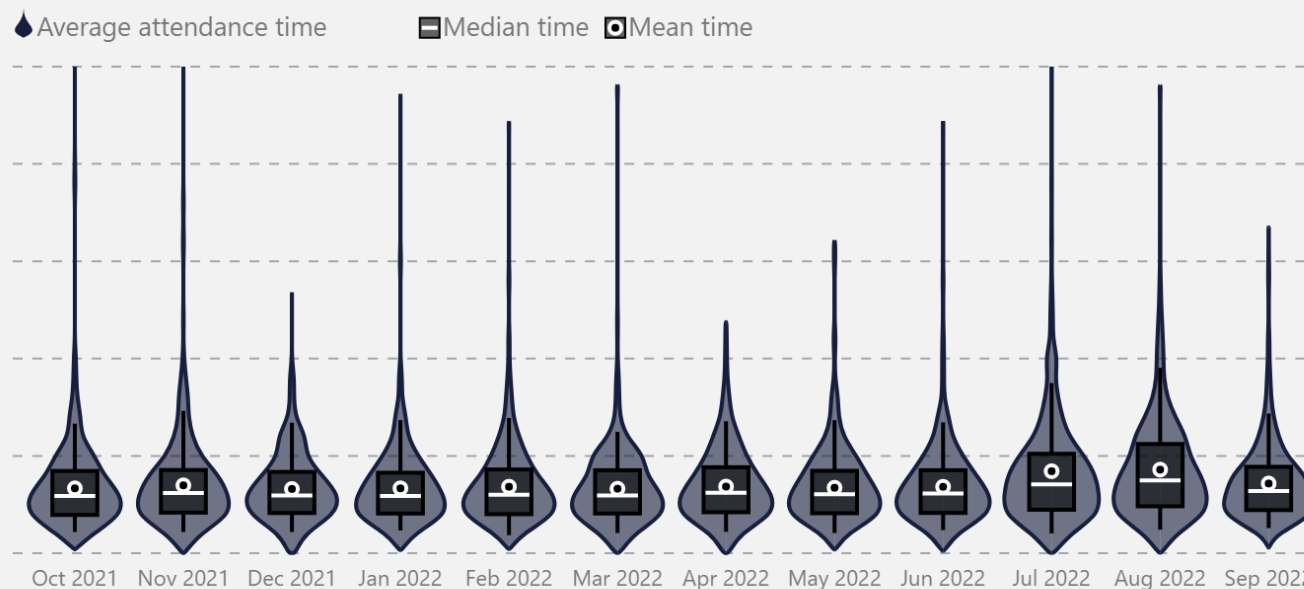
Period Selected: Apr 2022, May 2022, Jun 2022

Period	Response Time	Response Time PLTI	% Within Target
This Period	10:15	10:17	86%
Last Period	10:09	10:09	86%
This Period LY	10:04	9:55	87%
5 Year Average	10:17	10:12	87%

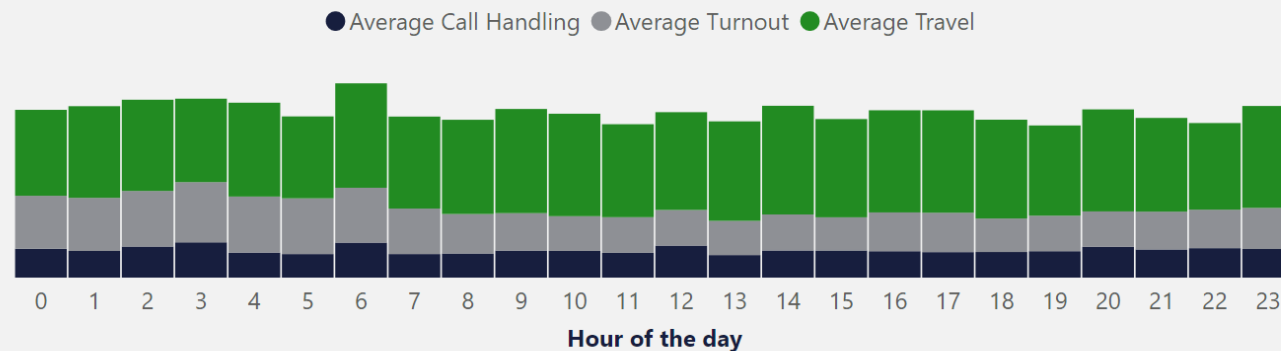
Attendance time at 90th percentile

19:11

Attendance time spread



Attendance split by time of day





Contact Page

Exec Summary

Incidents

Availability & Coverage

Attendance

Casualties

Prevention & Protection

Operational Crew P&P Activity

Ops Training

Info Gov

HR

Workforce Diversity

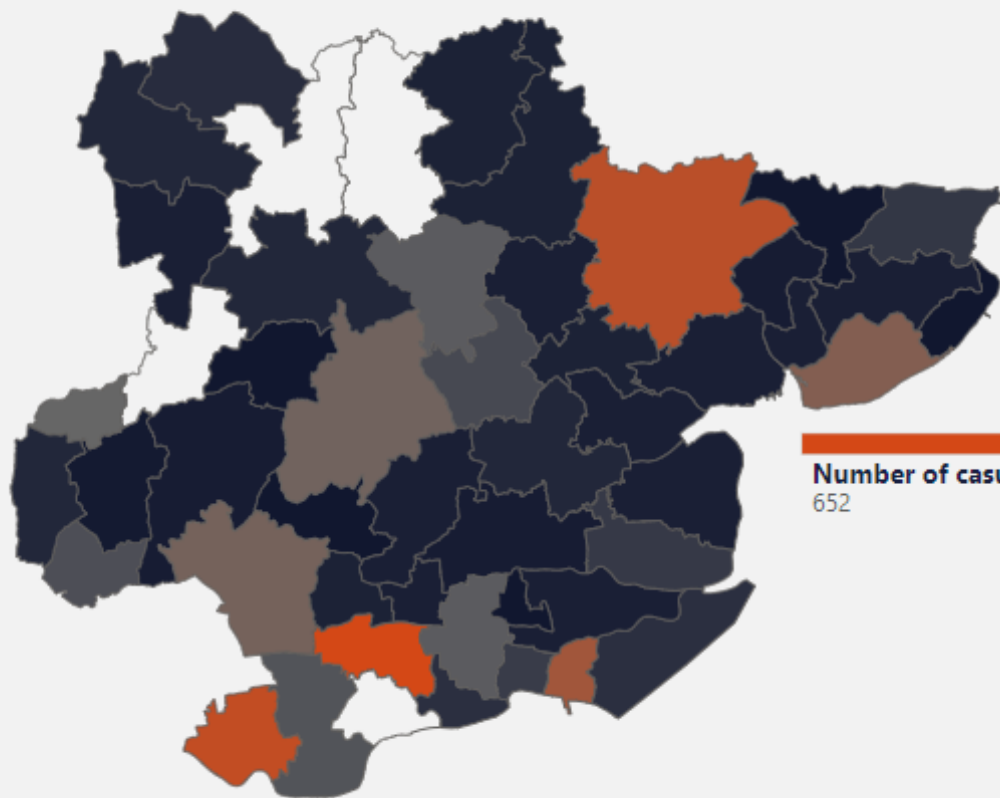
Comments & Actions

Links & attributions

Period Selected: Apr 2022, May 2022, Jun 2022

Period	Number of casualties	Number of fatalities
5 Year Average	11607	559
Last Period	657	25
This Period	652	29
This Period LY	557	22

Where were casualties located?



Number of casual...
652

ExtentOfHarm

Fatal

Injury (incl. rescue w...
336

Rescued (rescue wit...
287

Fatal
29

IncidentType

Special Service
24

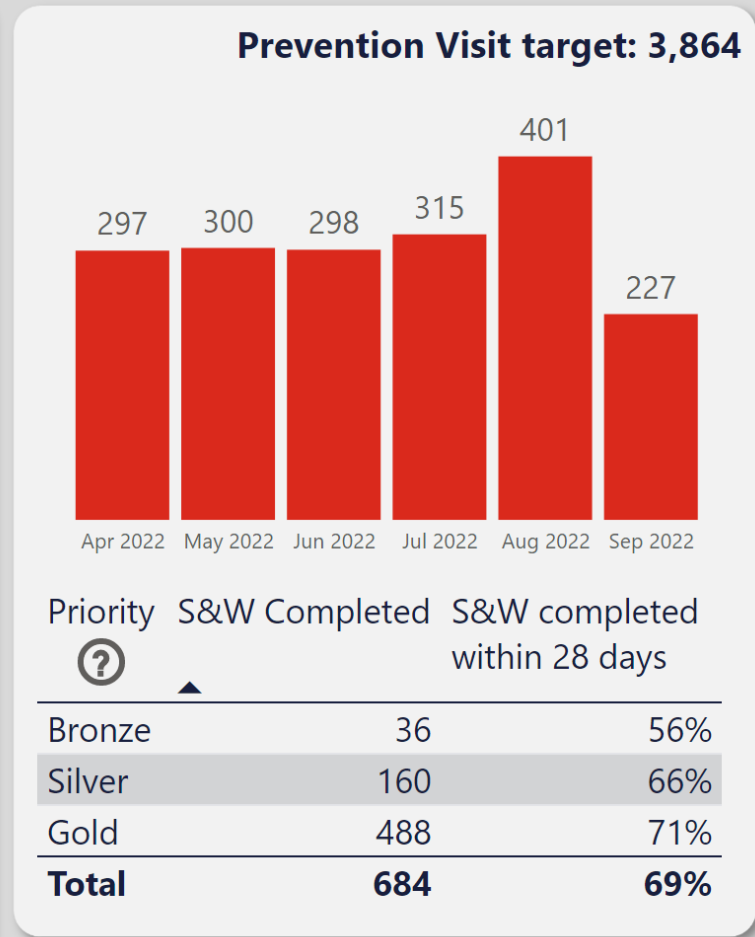
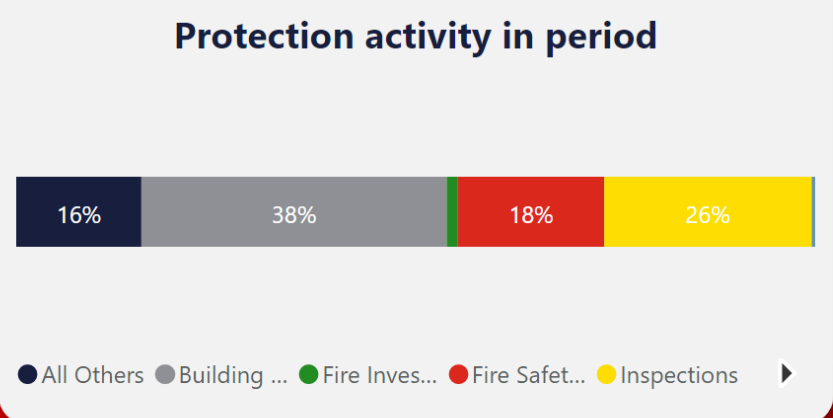
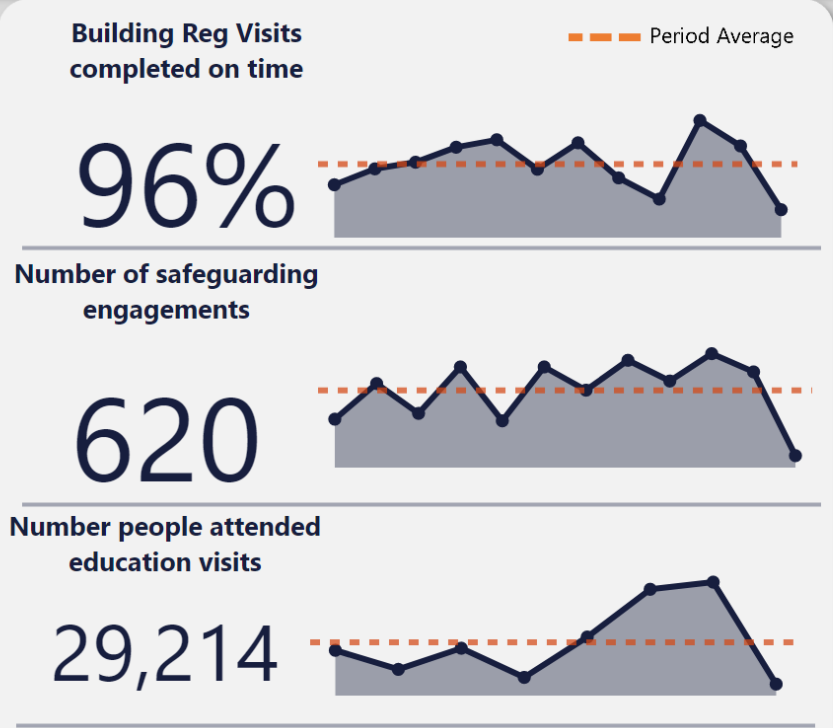
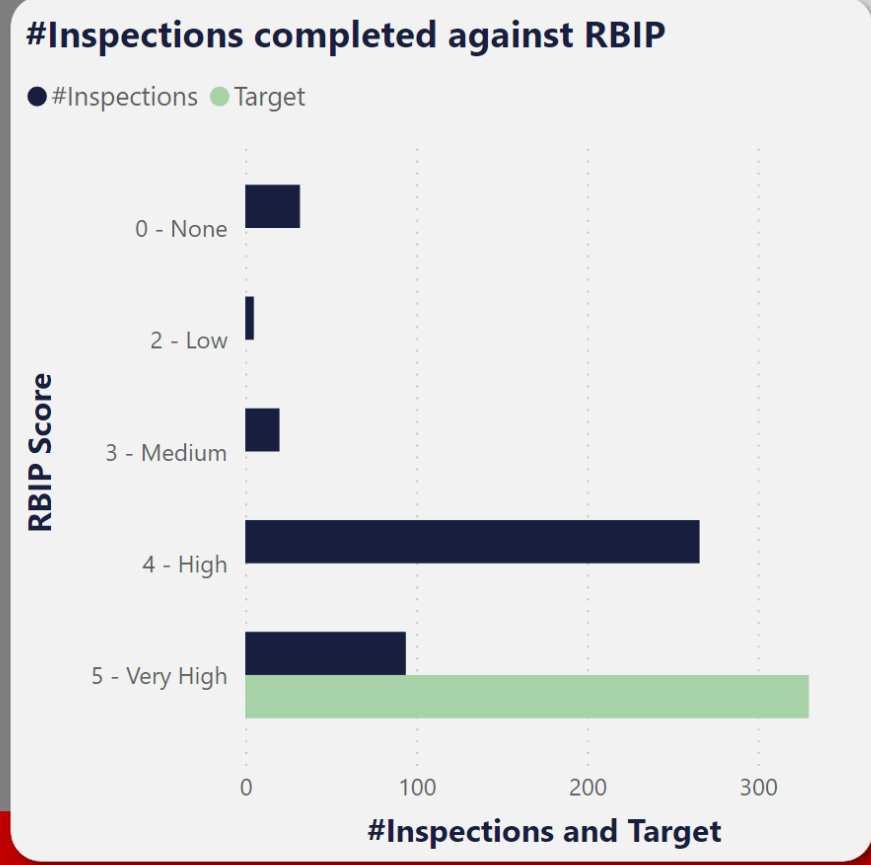
RTC
5



- Contact Page
- Exec Summary
- Incidents
- Availability & Coverage
- Attendance
- Casualties
- Prevention & Protection**
- Operational Crew P&P Activity
- Ops Training
- Info Gov
- HR
- Workforce Diversity
- Comments & Actions
- Links & attributions



Period Selected: Apr 2022, May 2022, Jun 2022



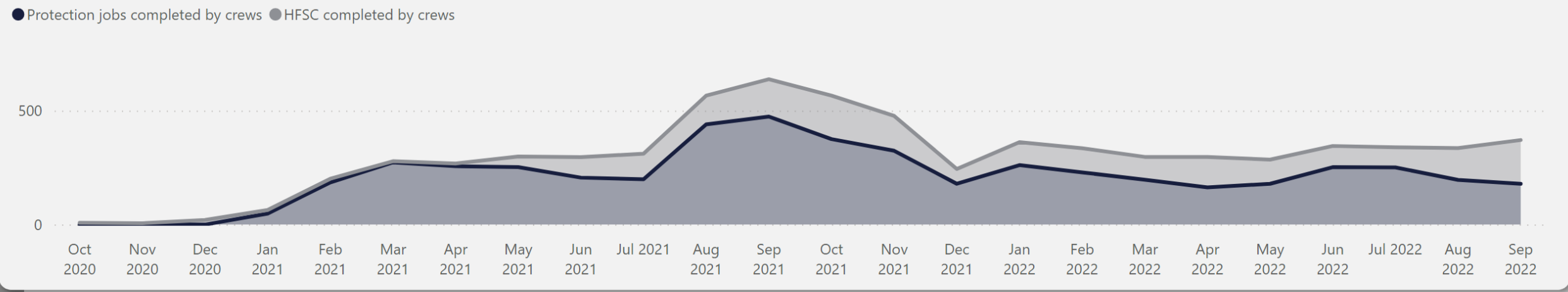


Contact Page	Exec Summary	Incidents	Availability & Coverage	Attendance
Casualties	Prevention & Protection	Operational Crew P&P Activity	Ops Training	Info Gov
HR	Workforce Diversity	Comments & Actions	Links & attributions	



Period Selected: Apr 2022, May 2022, Jun 2022

P&P jobs completed by crews



	Apr 2022	May 2022	Jun 2022	Total
HFSC completed by crews	134	106	93	333
Protection jobs completed by crews	163	179	252	594



Contact Page

Exec Summary

Incidents

Availability & Coverage

Attendance

Casualties

Prevention & Protection

Operational Crew P&P Activity

Ops Training

Info Gov

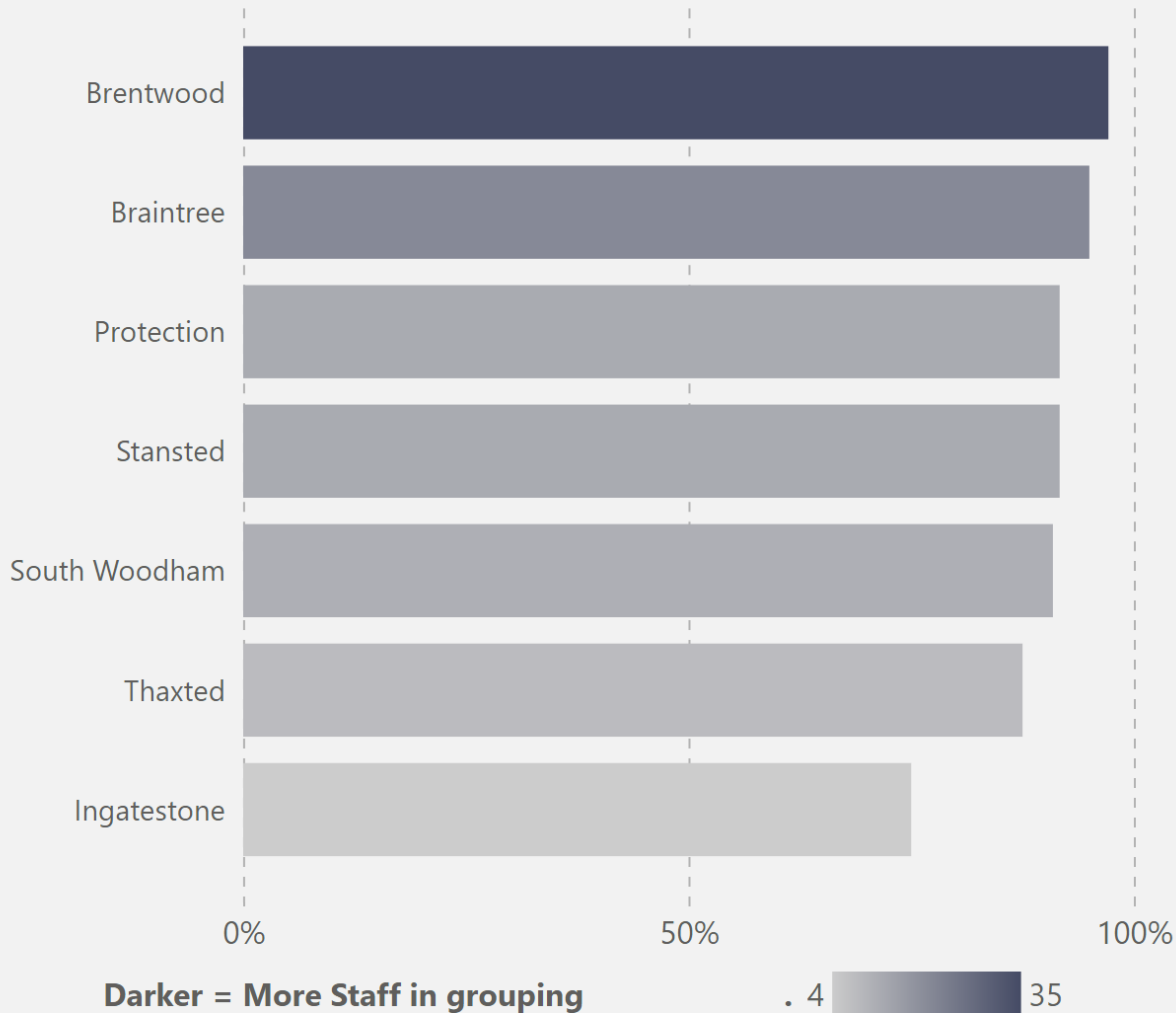
HR

Workforce Diversity


Comments & Actions

Links & attributions

Departments with less than 100% compliance



Personnel with exclusions **excludes:** Modified duties, long term sick, maternity leave



Name	Qualified operational personnel	Compliance percentage
Breathing Apparatus	884	98%
ERD Driving	472	98%
Officer ERD Driving	55	100%
CSAP Lvl 2	738	100%
CSAP Lvl 3a	482	100%
Casualty Care	815	84%
Incident Command Lvl 1	318	95%
Incident Command Lvl 2	36	97%
Incident Command Lvl 3	16	100%
Incident Command Lvl 4	7	100%



Contact Page

Exec Summary

Incidents

Availability & Coverage

Attendance

Casualties

Prevention & Protection

Operational Crew P&P Activity

Ops Training

Info Gov

HR

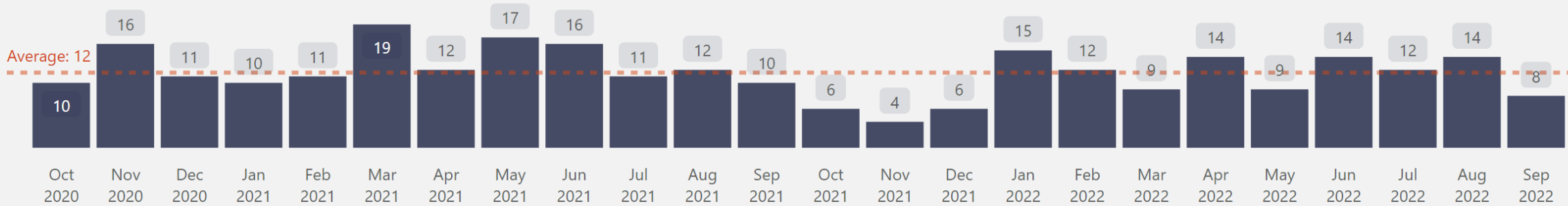
Workforce Diversity

Comments & Actions

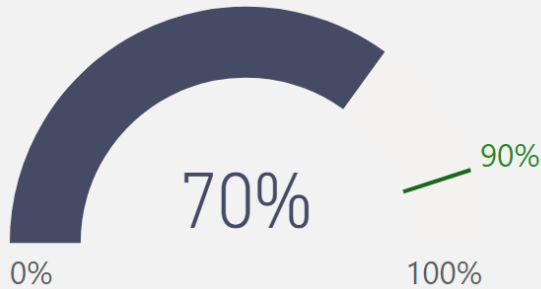
Links & attributions

Period Selected: Apr 2022, May 2022, Jun 2022

Tracking Volume of FOIs over time



FOIs %Compliance



37

FOIs Received

12

FOIs Outstanding

30

FOIs Completed

21

FOIs Completed On Time

0

SARs Received

3

SARs Outstanding

0

SARs Completed

0

SARs Completed On Time

104

EIRs Received

62

EIRs Outstanding

104

EIRs Completed

73

EIRs Completed On Time

2

Compliments

6

Complaints

12

Breaches/Near Misses

0

Breaches Reported to ICO



Contact Page

Exec Summary

Incidents

Availability & Coverage

Attendance

Casualties

Prevention & Protection

Operational Crew P&P Activity

Ops Training

Info Gov

HR

Workforce Diversity

Comments & Actions

Links & attributions

Period Selected: Apr 2022, May 2022, Jun 2022

%sickness

%sickness scaled



Turnover in period selected:

2.0%

Monthly Average (scaled to period)

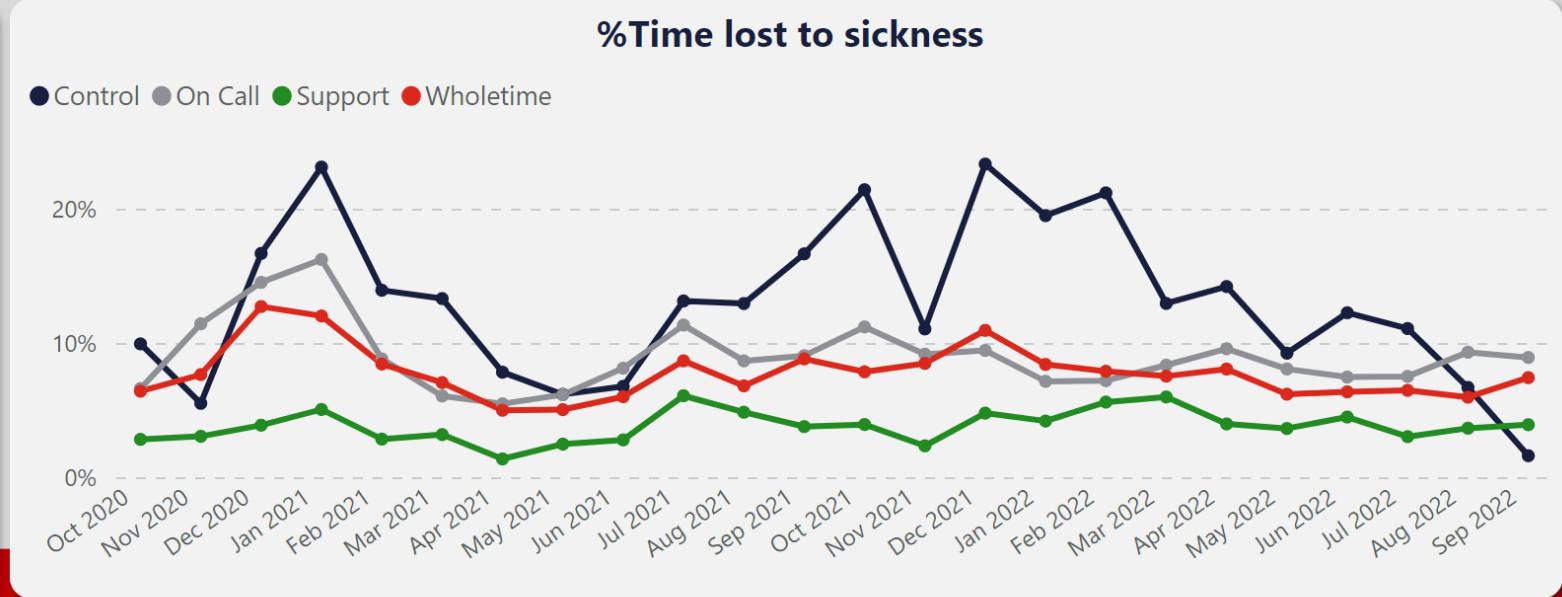
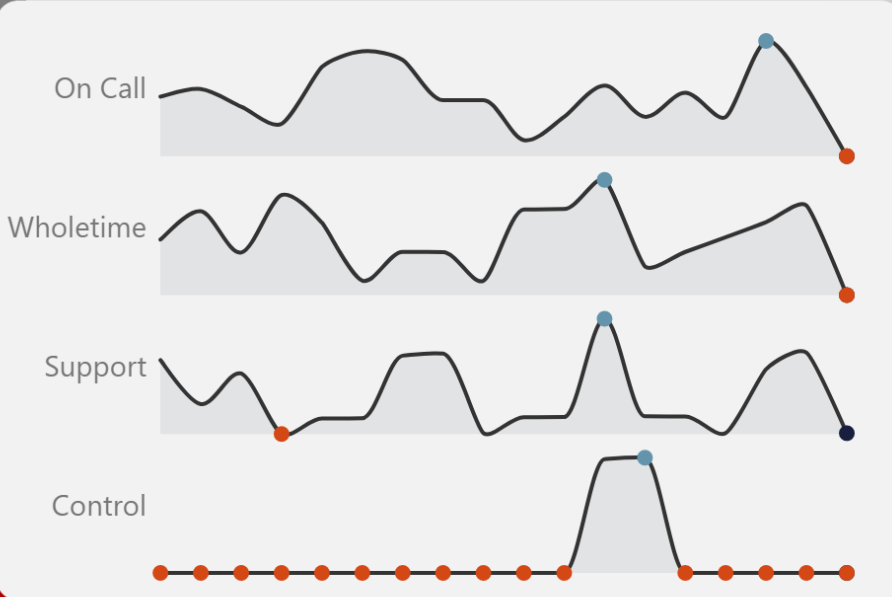
2.6%

%Time lost to sickness

7.4%

%Time lost to sickness


Period	Control	On Call	Support	Wholetime	Total
This Period	11.9%	8.4%	4.0%	6.9%	7.4%
Last Period	12.1%	8.6%	4.5%	7.2%	7.7%
This Period LY	6.9%	6.6%	2.2%	5.3%	5.6%
5 Year Average	12.3%	8.2%	3.6%	7.2%	7.4%





- Contact Page
- Exec Summary
- Incidents
- Availability & Coverage
- Attendance
- Casualties
- Prevention & Protection
- Operational Crew P&P Activity
- Ops Training
- Info Gov
- HR
- Workforce Diversity**
- Comments & Actions
- Links & attributions

Period Selected: Apr 2022, May 2022, Jun 2022

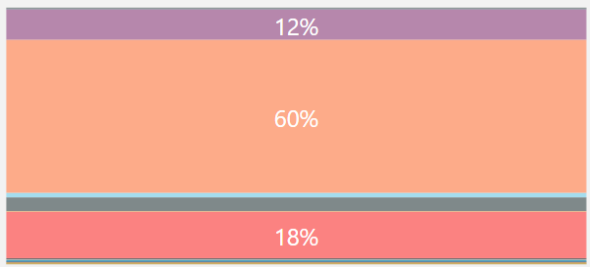


Employee Group	Arab	Asian Any Other	Asian Bangladeshi	Asian Chinese	Asian Indian	Asian Pakistani	Black African	Black
Control								
On Call					0%		0%	
Support			0%		1%	1%	0%	
Wholetime	0%	0%		0%	0%		0%	
Total	0%	0%	0%	0%	0%	0%	0%	0%

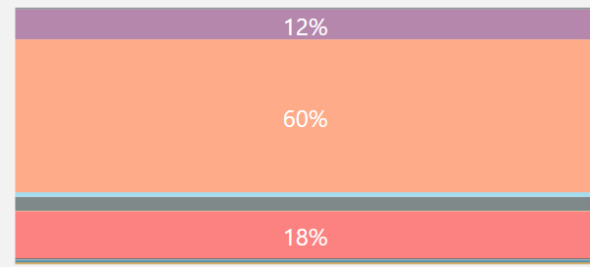
- Ethnic Origin**
- Gender
- Orientation
- Is Ethnic Minority
- Is LBGTQ+

Diversity grouping over time

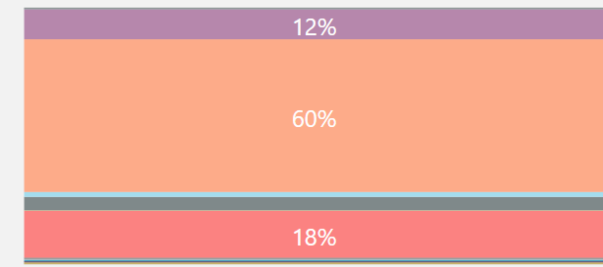
- Arab
- Asian An...
- Asian Ba...
- Asian Chi...
- Asian Indi...
- Asian Paki...
- Black Afri...
- Black Cari...
- Mixed An...
- Mixed W...
- Mixed W...
- Mixed W...
- Not Listed
- Other Eth...
- Prefer No...
- White An...



Apr 2022



May 2022



Jun 2022