



# ESSEX COUNTY FIRE AND RESCUE SERVICE

## MONTHLY PERFORMANCE REPORT August 2022

INFORMATION CUT OFF DATE: 16/09/2022



Contact Page

Exec Summary

Incidents

Availability & Coverage

Attendance

Casualties

Prevention & Protection

Operational Crew P&P Activity

Ops Training

Info Gov

HR

Workforce Diversity

Comments & Actions

Links & attributions

**This report has been produced by the Performance & Analytics team to monitor ECFRS performance with the aim to provide information to the PFCC's office.** Any queries regarding figures can be sent to the contacts below. Additions or changes will be prioritised and SLA's agreed on a case by case basis.

Version 3.18.17



### Effectiveness

How effective is the fire and rescue service at keeping people safe and secure from fire and other risks?

Last updated 17/12/2019



### Efficiency

How efficient is the fire and rescue service at keeping people safe and secure from fire and other risks?

Last updated 17/12/2019



### People

How well does the fire and rescue service look after its people?

Last updated 17/12/2019



Name Link

Lucy Clayton

Jordan Brice

### Reportable periods

Period	Percentage Reportable
Sep 2022	78.10%
Aug 2022	97.89%
Jul 2022	99.91%

Cost per resident in council band D

£75.33

[Contact Page](#)[Exec Summary](#)[Incidents](#)[Availability & Coverage](#)[Attendance](#)[Casualties](#)[Prevention & Protection](#)[Operational Crew P&P Activity](#)[Ops Training](#)[Info Gov](#)[HR](#)[Workforce Diversity](#)[Comments & Actions](#)[Links & attributions](#)

Period Selected: Aug 2022

**Target**

Appliance Availability	71%	-	81%
Attendance within 15mins	75%	-	90%
Prevention visits completed on time	56%	-	95%
Protection inspections complete	168	-	110
%Time lost to sickness	7.6%	-	5%
Attendance PLTI mins:sec	11:44	-	10:00

This page is an executive summary to show an overview of KPIs, colours are set to:

**Red** - Significantly under target**Orange** - Under target but within reasonable bounds**Green** - At target or within reasonable bounds**Blue** - Significantly exceeding target**Lower Boundry**

ADF Injuries		4
Deliberate Fires	248	125
Non Domestic Fires	41	35
Number ADFs	67	66
Primary Fire Injuries	4	6
Unwanted Fire Signals	97	85



Contact Page

Exec Summary

**Incidents**

Availability & Coverage

Attendance

Casualties

Prevention & Protection

Operational Crew P&P Activity

Ops Training

Info Gov

HR

Workforce Diversity

Comments & Actions

Links & attributions

**Period Selected: Aug 2022**

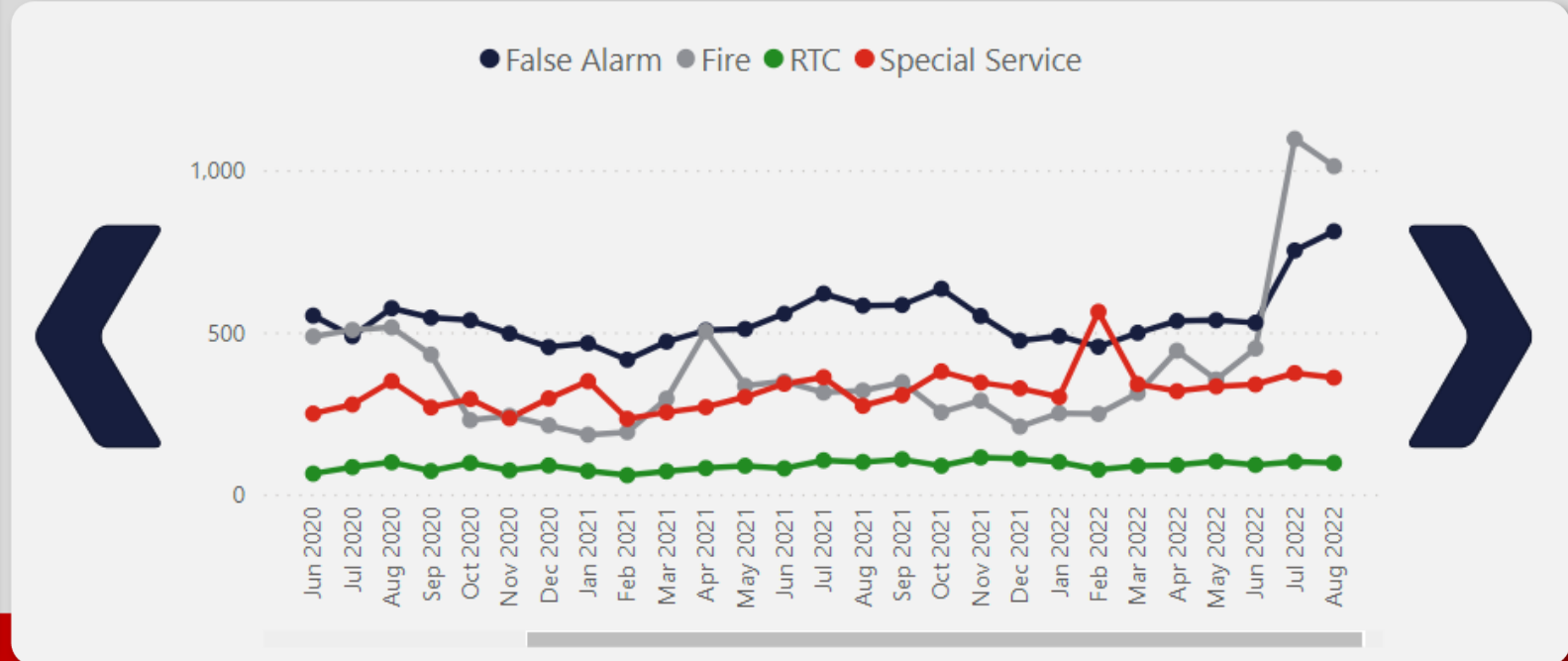
Cause	Primary	Secondary	Chimney	Total
(Blank)	1			<b>1</b>
Accidental	195	538	1	<b>734</b>
Deliberate	33	215		<b>248</b>
Unknown (Other)	2	10		<b>12</b>

Time Frame	False Alarm	Fire	RTC	Special Service	Total
This Period	811	1,012	97	360	<b>2,280</b>
Last Period	752	1,096	101	374	<b>2,323</b>
This Period LY	582	320	100	273	<b>1,275</b>
5 Year Monthly Average	547	486	88	342	<b>1,463</b>

Period	Number ADFs
This Period	67
Last Period	62
This Period LY	57
5 Year Monthly Average	57

**Fatalities from ADFs**

0





Contact Page

Exec Summary

Incidents

Availability & Coverage

Attendance

Casualties

Prevention & Protection

Operational Crew P&P Activity

Ops Training

Info Gov

HR

Workforce Diversity

Comments & Actions

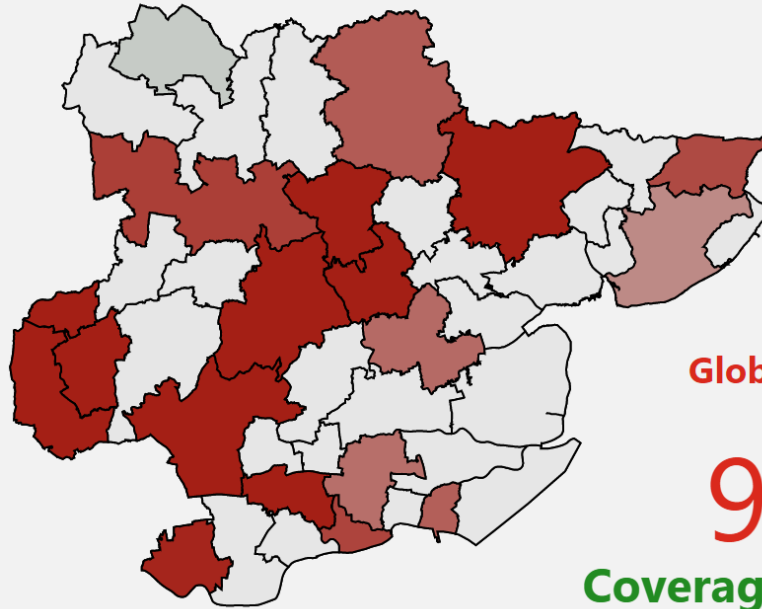
Links & attributions

All crew types selected

Period Selected: Aug 2022



### Fire coverage for strategic stations



### Station(s) Aug 2022

Basildon	93%
Braintree	87%
Brentwood & Ingatestone	88%
Burnham & Tilligham	97%
Canvey	96%
Chelmsford	92%
Clacton & Weeley	97%
Colchester	92%
Dovercourt	96%
Epping	78%
Grays	95%
Harlow Central	92%
Loughton & Waltham Abbey	92%
Maldon	96%
Rayleigh Weir & Hawkwell	96%
Saffron Walden	98%
Sible Hedingham & Halstead	96%
Southend	96%
Stansted & Dunmow	96%
Witham	95%



Contact Page

Exec Summary

Incidents

Availability & Coverage

Attendance

Casualties

Prevention & Protection

Operational Crew P&P Activity

Ops Training

Info Gov

HR

Workforce Diversity

Comments & Actions

Links & attributions

All crew types selected

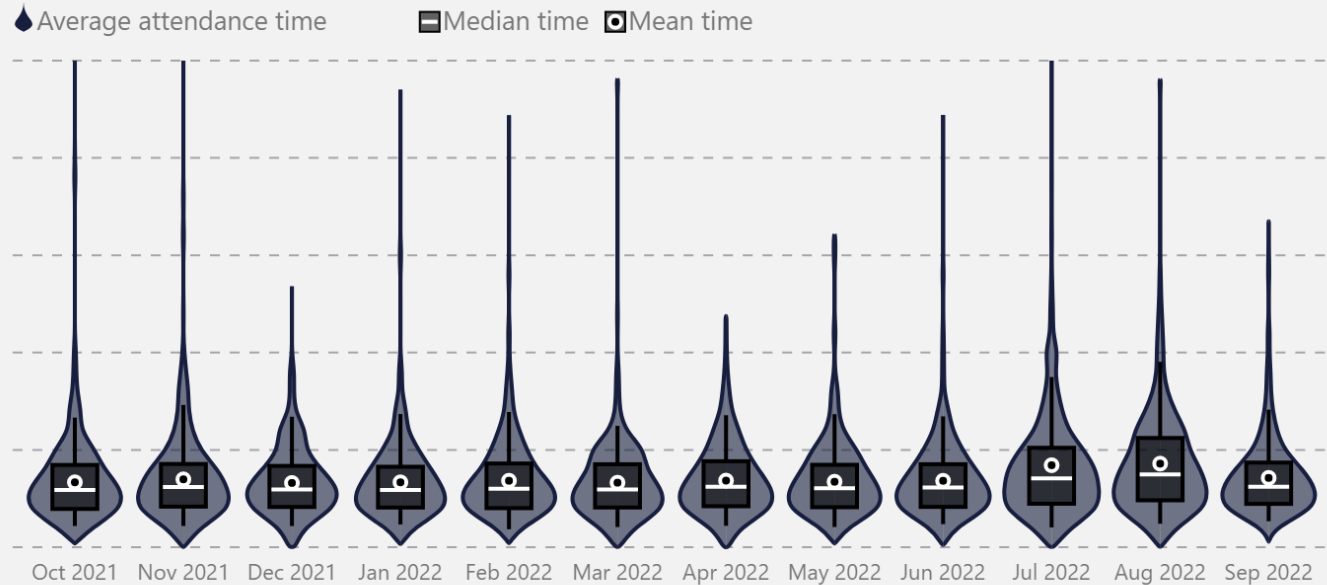
Period Selected: Aug 2022

Period	Response Time	Response Time PLTI	% Within Target
This Period	12:09	11:44	75%
Last Period	11:48	11:25	78%
This Period LY	11:16	10:15	87%
5 Year Average	10:22	10:15	86%

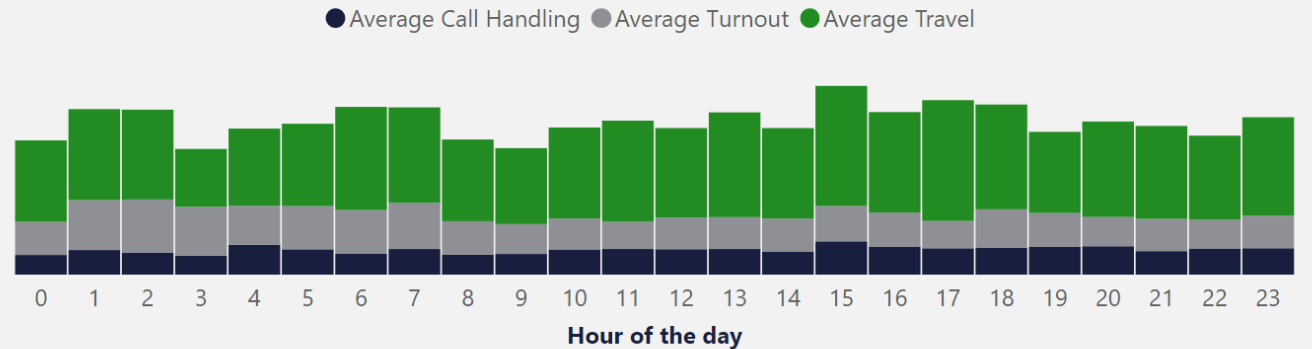
Attendance time at 90th percentile

21:39

### Attendance time spread



### Attendance split by time of day





Contact Page

Exec Summary

Incidents

Availability & Coverage

Attendance

Casualties

Prevention & Protection

Operational Crew P&P Activity

Ops Training

Info Gov

HR

Workforce Diversity

Comments & Actions

Links & attributions

Period Selected: Aug 2022

Period

Number of casualties

Number of fatalities

5 Year Average

11594

550

Last Period

253

14

This Period LY

204

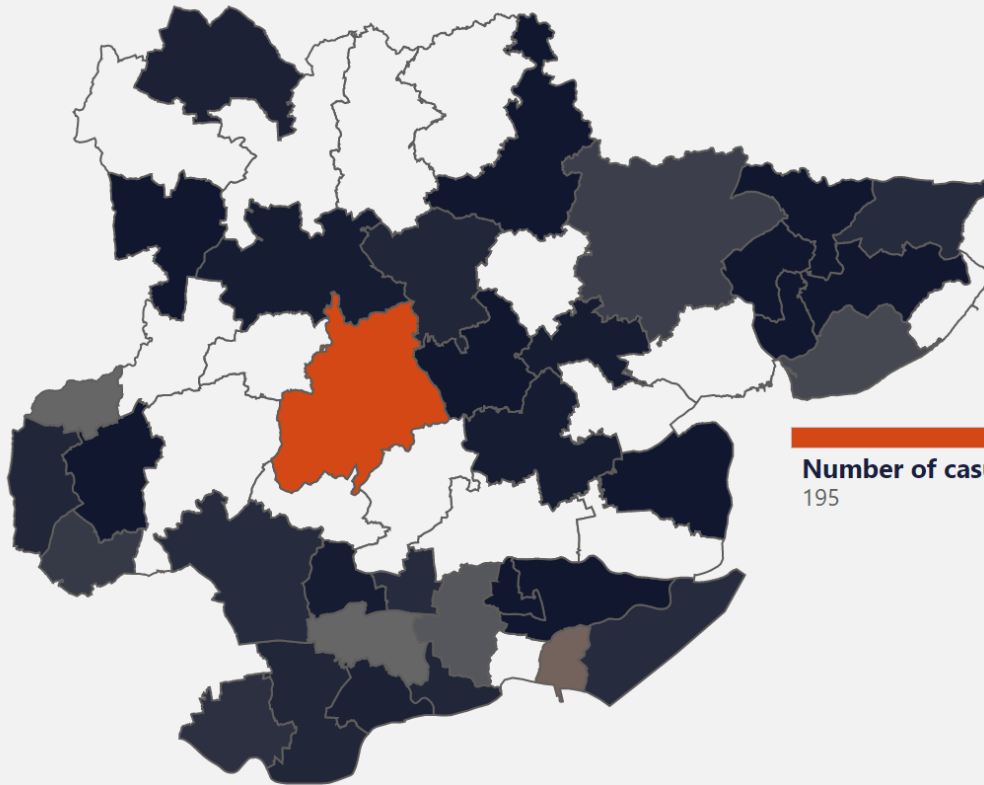
8

This Period

195

12

### Where were casualties located?



Number of casual...  
195

#### ExtentOfHarm

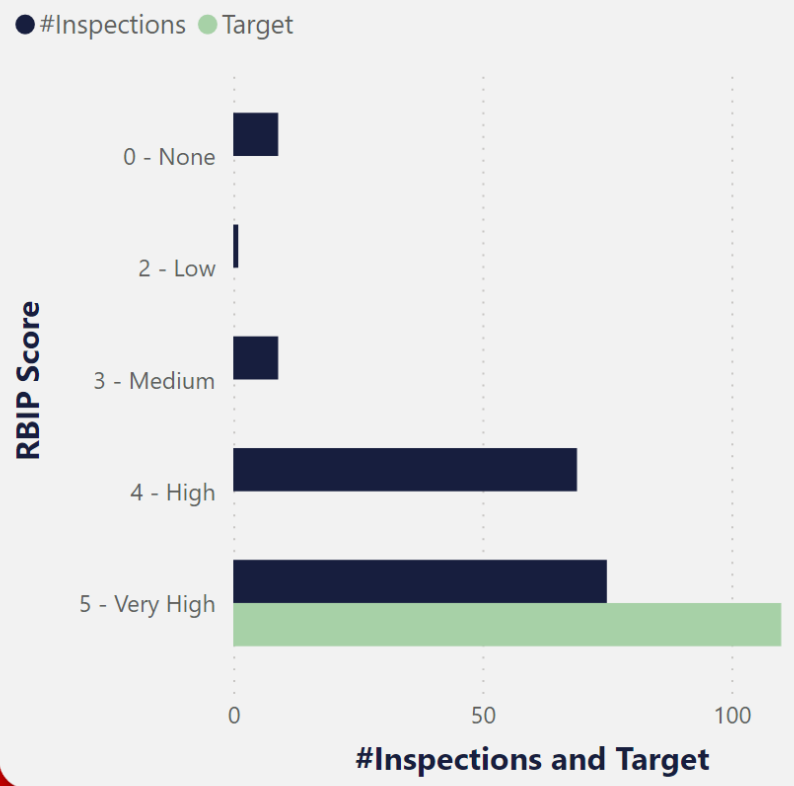




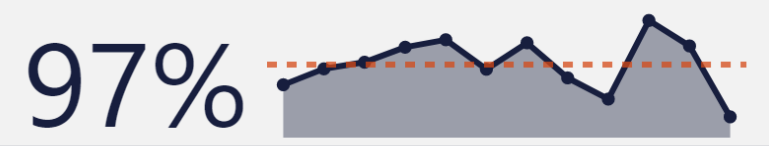
- Contact Page
- Exec Summary
- Incidents
- Availability & Coverage
- Attendance
- Casualties
- Prevention & Protection**
- Operational Crew P&P Activity
- Ops Training
- Info Gov
- HR
- Workforce Diversity
- Comments & Actions
- Links & attributions

Period Selected: Aug 2022

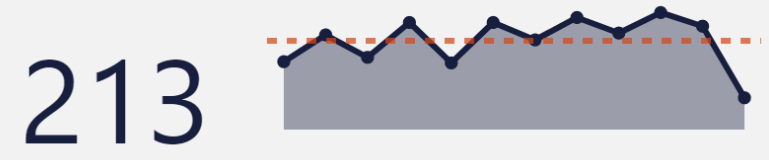
### #Inspections completed against RBIP



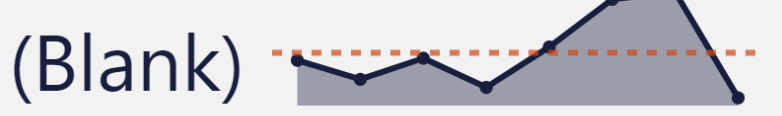
### Building Reg Visits completed on time




### Number of safeguarding engagements



### Number people attended education visits

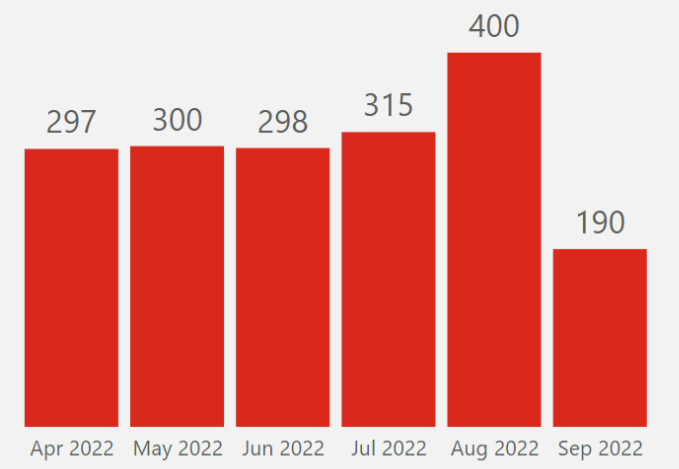


### Protection activity in period



● All Others ● Building ... ● Fire Inves... ● Fire Safet... ● Inspections ▶

### Prevention Visit target: 3,864



Priority S&W Completed S&W completed within 28 days

Bronze	14	64%
Silver	116	50%
Gold	167	59%
<b>Total</b>	<b>297</b>	<b>56%</b>





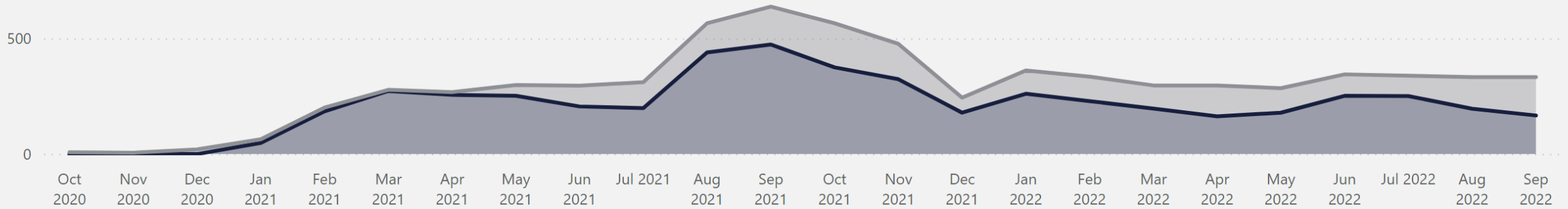


- Contact Page
- Exec Summary
- Incidents
- Availability & Coverage
- Attendance
- Casualties
- Prevention & Protection
- Operational Crew P&P Activity**
- Ops Training
- Info Gov
- HR
- Workforce Diversity
- Comments & Actions
- Links & attributions

Period Selected: Aug 2022

### P&P jobs completed by crews

● Protection jobs completed by crews ● HFSC completed by crews

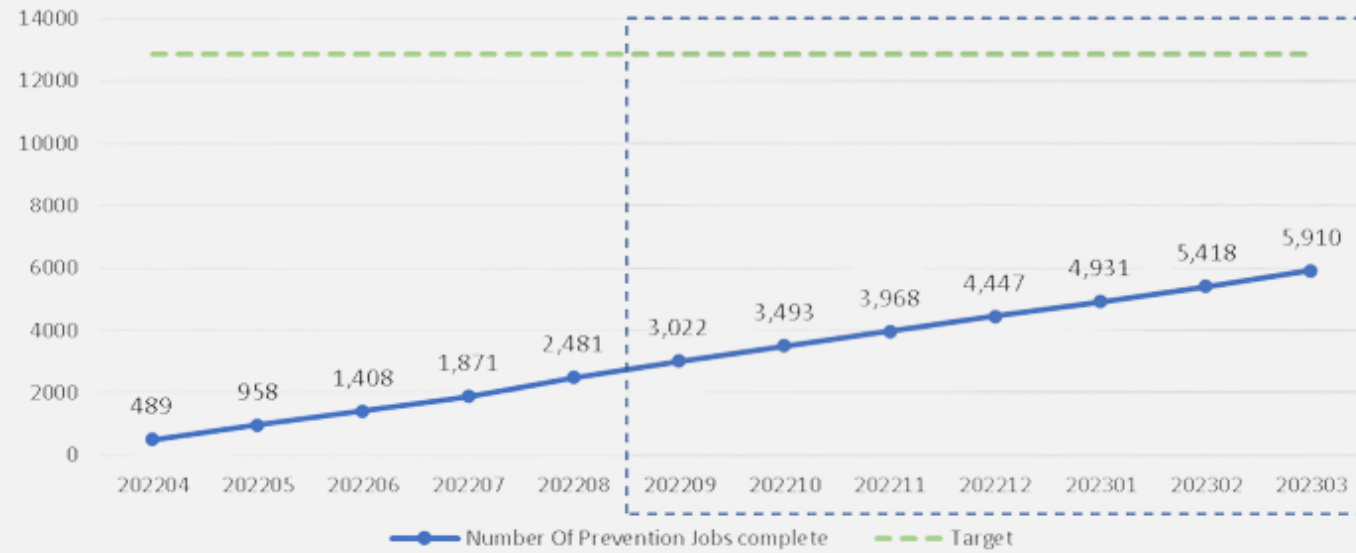


	Apr 2022	May 2022	Jun 2022	Jul 2022	Aug 2022	Total
HFSC completed by crews	134	106	93	88	140	<b>561</b>
Protection jobs completed by crews	163	179	252	251	196	<b>1,041</b>

[Contact Page](#)[Exec Summary](#)[Incidents](#)[Availability & Coverage](#)[Attendance](#)[Casualties](#)[Prevention & Protection](#)[Operational Crew P&P Activity](#)[Ops Training](#)[Info Gov](#)[HR](#)[Workforce Diversity](#)[Comments & Actions](#)[Links & attributions](#)

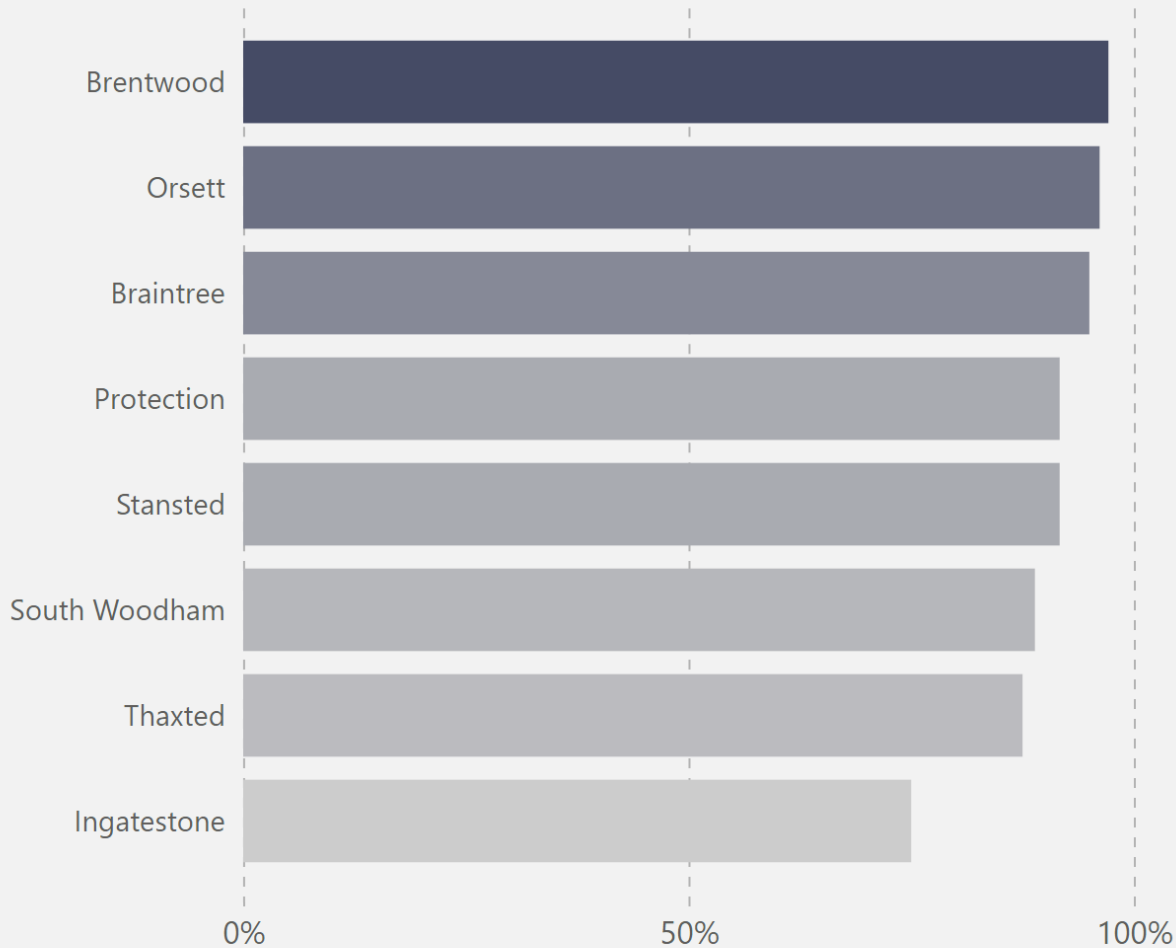
Period Selected: Aug 2022

Prevention HFSV and S&W - Cumulative completed by Prevention & Crews (Excludes safeguarding visits)



[Contact Page](#)[Exec Summary](#)[Incidents](#)[Availability & Coverage](#)[Attendance](#)[Casualties](#)[Prevention & Protection](#)[Operational Crew P&P Activity](#)[Ops Training](#)[Info Gov](#)[HR](#)[Workforce Diversity](#)[Comments & Actions](#)[Links & attributions](#)

### Departments with less than 100% compliance



Darker = More Staff in grouping

. 4 35

### Personnel with exclusions **excludes:** Modified duties, long term sick, maternity leave



Name	Qualified operational personnel	Compliance percentage
Breathing Apparatus	881	98%
ERD Driving	472	99%
Officer ERD Driving	55	100%
CSAP Lvl 2	739	100%
CSAP Lvl 3a	482	100%
Casualty Care	809	83%
Incident Command Lvl 1	319	96%
Incident Command Lvl 2	36	97%
Incident Command Lvl 3	16	100%
Incident Command Lvl 4	7	100%



# ESSEX COUNTY FIRE AND RESCUE SERVICE

## MONTHLY PERFORMANCE REPORT August 2022

INFORMATION CUT OFF DATE: 16/09/2022



Contact Page

Exec Summary

Incidents

Availability & Coverage

Attendance

Casualties

Prevention & Protection

Operational Crew P&P Activity

Ops Training

Info Gov

HR

Workforce Diversity

Comments & Actions

Links & attributions

Period Selected: Aug 2022

%sickness

%sickness scaled



Turnover in period selected:

1.3%

Monthly Average (scaled to period)

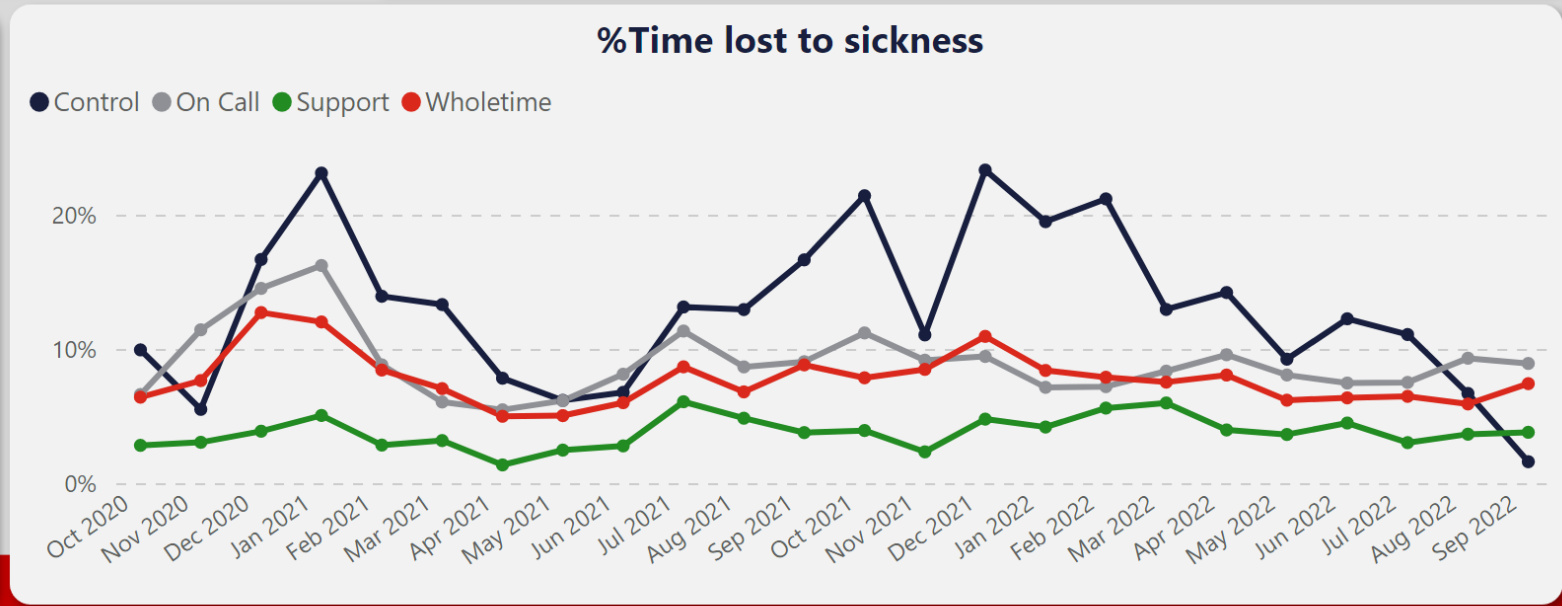
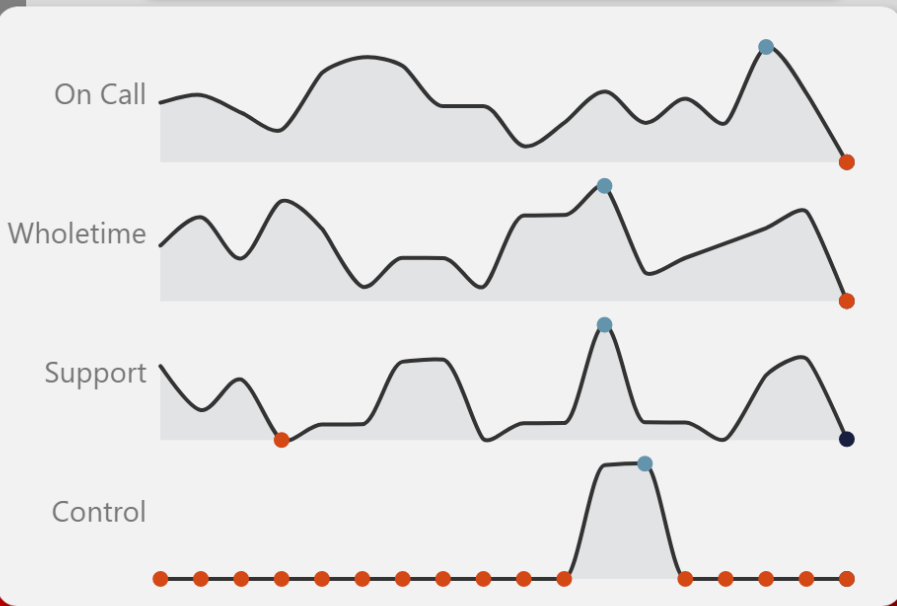
1.0%

%Time lost to sickness

7.6%

%Time lost to sickness


Period	Control	On Call	Support	Wholetime	Total
This Period	6.7%	9.3%	3.7%	5.9%	7.6%
Last Period	11.1%	7.5%	3.0%	6.5%	6.8%
This Period LY	12.9%	8.7%	4.8%	6.8%	7.7%
5 Year Average	12.1%	8.2%	3.6%	7.2%	7.4%





- Contact Page
- Exec Summary
- Incidents
- Availability & Coverage
- Attendance
- Casualties
- Prevention & Protection
- Operational Crew P&P Activity
- Ops Training
- Info Gov
- HR
- Workforce Diversity**
- Comments & Actions
- Links & attributions

**Period Selected: Aug 2022**

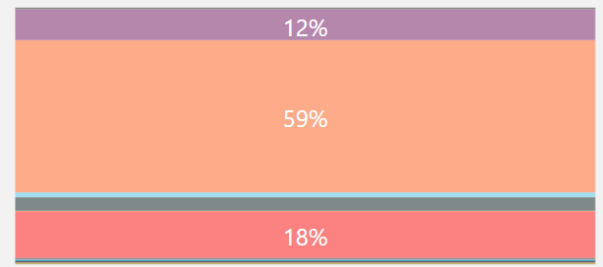


Employee Group	Arab	Asian Any Other	Asian Bangladeshi	Asian Chinese	Asian Indian	Asian Pakistani	Black African	Black
Control								
On Call					0%		0%	
Support			0%		1%	1%	0%	
Wholetime	0%	0%		0%	0%		0%	
<b>Total</b>	<b>0%</b>	<b>0%</b>	<b>0%</b>	<b>0%</b>	<b>0%</b>	<b>0%</b>	<b>0%</b>	<b>0%</b>

- Ethnic Origin**
- Gender
- Orientation
- Is Ethnic Minority
- Is LBGTQ+

**Diversity grouping over time**

- Arab
- Asian An...
- Asian Ba...
- Asian Chi...
- Asian Indi...
- Asian Paki...
- Black Afri...
- Black Cari...
- Mixed An...
- Mixed W...
- Mixed W...
- Mixed W...
- Not Listed
- Other Eth...
- Prefer No...
- White An...



Aug 2022

