



ESSEX COUNTY FIRE AND RESCUE SERVICE

MONTHLY PERFORMANCE REPORT June 2022

INFORMATION CUT OFF DATE: 20/07/2021



Contact Page

Exec Summary

Incidents

Availability & Coverage

Attendance

Casualties

Prevention & Protection

Operational Crew P&P Activity

Ops Training

Info Gov

HR

Workforce Diversity

Comments & Actions

Links & attributions

This report has been produced by the Performance & Analytics team to monitor ECFRS performance with the aim to provide information to the PFCC's office. Any queries regarding figures can be sent to the contacts below. Additions or changes will be prioritised and SLA's agreed on a case by case basis.

Version 3.16.16



Effectiveness

How effective is the fire and rescue service at keeping people safe and secure from fire and other risks?

Last updated 17/12/2019



Efficiency

How efficient is the fire and rescue service at keeping people safe and secure from fire and other risks?

Last updated 17/12/2019



People

How well does the fire and rescue service look after its people?

Last updated 17/12/2019



Name Link

Lucy Clayton

Jordan Brice

Reportable periods

Period	Percentage Reportable
Jul 2022	73.01%
Jun 2022	99.72%
May 2022	99.92%

Cost per resident in council band D

£75.33

[Contact Page](#)[Exec Summary](#)[Incidents](#)[Availability & Coverage](#)[Attendance](#)[Casualties](#)[Prevention & Protection](#)[Operational Crew P&P Activity](#)[Ops Training](#)[Info Gov](#)[HR](#)[Workforce Diversity](#)[Comments & Actions](#)[Links & attributions](#)

Period Selected: Jun 2022

			<u>Target</u>
Appliance Availability	74%	-	81%
Attendance within 15mins	85%	-	90%
Prevention visits completed on time	58%	-	95%
Protection inspections	158	-	203
%Time lost to sickness	7.0%	-	5%
Attendance PLTI mins:sec	10:32	-	10:00

This page is an executive summary to show an overview of KPIs, colours are set to:

Red - Significantly under target

Yellow - Under target but within reasonable bounds

Green - At target or within reasonable bounds

Blue - Significantly exceeding target

		<u>Lower Boundry.</u>
ADF Injuries		4
Deliberate Fires	137	125
Non Domestic Fires	53	35
Number ADFs	57	66
Primary Fire Injuries	3	6
Unwanted Fire Signals	90	85



Contact Page

Exec Summary

Incidents

Availability & Coverage

Attendance

Casualties

Prevention & Protection

Operational Crew P&P Activity

Ops Training

Info Gov

HR

Workforce Diversity

Comments & Actions

Links & attributions

Period Selected: Jun 2022

Cause	Primary	Secondary	Chimney	Total
Accidental	136	167	2	305
Deliberate	42	95		137
Unknown (Other)	3	7		10

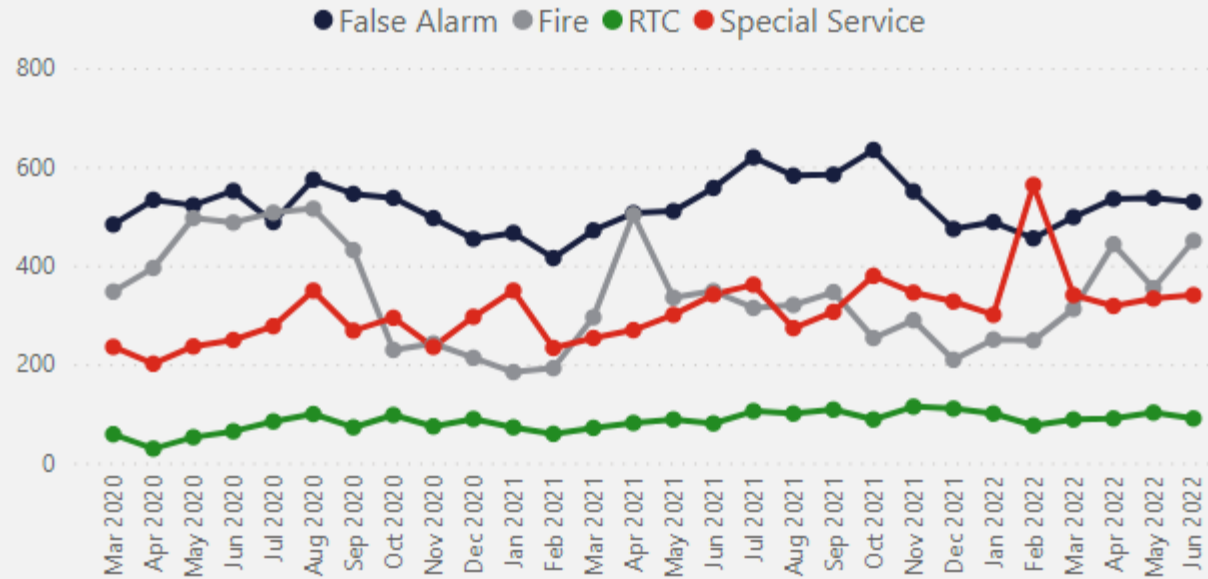
Time Frame	False Alarm	Fire	RTC	Special Service	Total
This Period	529	450	90	340	1,409
Last Period	537	354	102	333	1,326
This Period LY	557	348	80	341	1,326
3 Year Monthly Average	489	395	86	349	1,319

Period **Number ADFs**

This Period	📉	57
Last Period	📈	67
This Period LY	🟡	62
3 Year Monthly Average	📉	57

Fatalities from ADFs

0



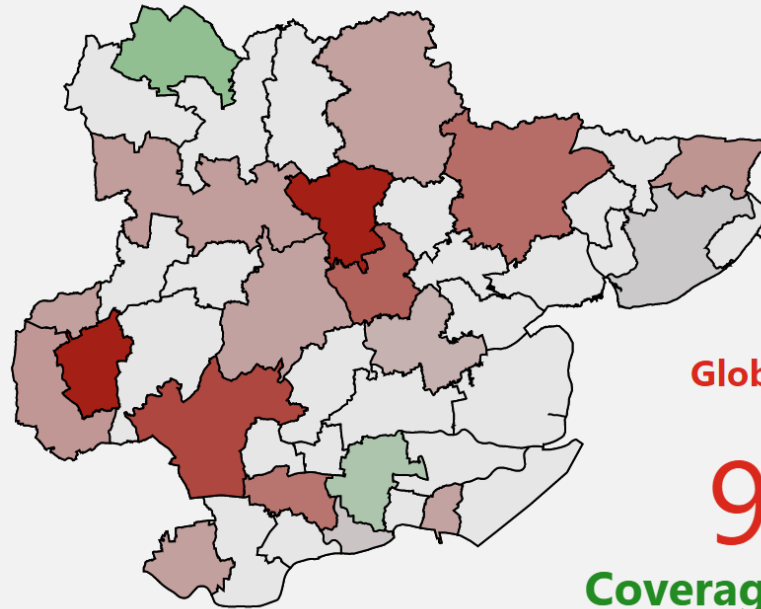
[Contact Page](#)[Exec Summary](#)[Incidents](#)[Availability & Coverage](#)[Attendance](#)[Casualties](#)[Prevention & Protection](#)[Operational Crew P&P Activity](#)[Ops Training](#)[Info Gov](#)[HR](#)[Workforce Diversity](#)[Comments & Actions](#)[Links & attributions](#)

All crew types selected

Period Selected: Jun 2022



Fire coverage for strategic stations



Global average

94%

Coverage target: 98%

Station(s) Jun 2022

Station(s)	Jun 2022
Basildon	94%
Braintree	73%
Brentwood & Ingatestone	92%
Burnham & Tilligham	90%
Canvey	98%
Chelmsford	96%
Clacton & Weeley	98%
Colchester	94%
Dovercourt	95%
Epping	82%
Grays	96%
Harlow Central	96%
Loughton & Waltham Abbey	96%
Maldon	97%
Rayleigh Weir & Hawkwell	99%
Saffron Walden	99%
Sible Hedingham & Halstead	96%
Southend	96%
Stansted & Dunmow	96%
Witham	93%



Contact Page

Exec Summary

Incidents

Availability & Coverage

Attendance

Casualties

Prevention & Protection

Operational Crew P&P Activity

Ops Training

Info Gov

HR

Workforce Diversity

Comments & Actions

Links & attributions

All crew types selected

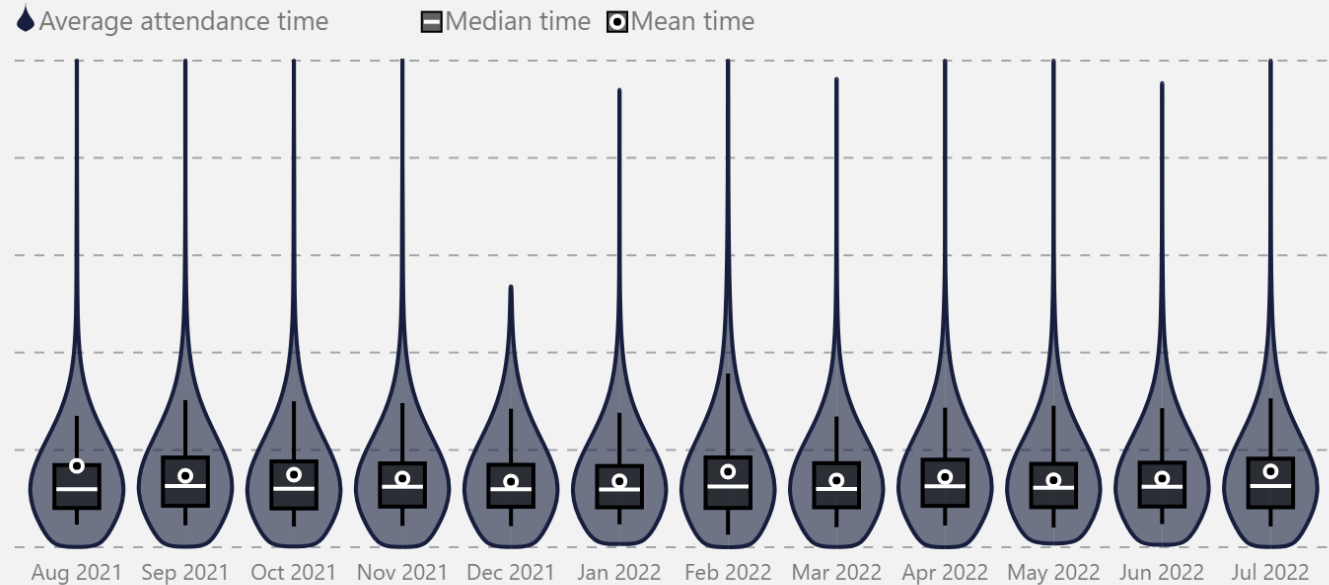
Period Selected: Jun 2022

Period	Response Time	Response Time PLTI	% Within Target
This Period	10:33	10:32	85%
Last Period	10:19	10:08	86%
This Period LY	10:44	10:10	84%
3 Year Average	10:30	10:06	86%

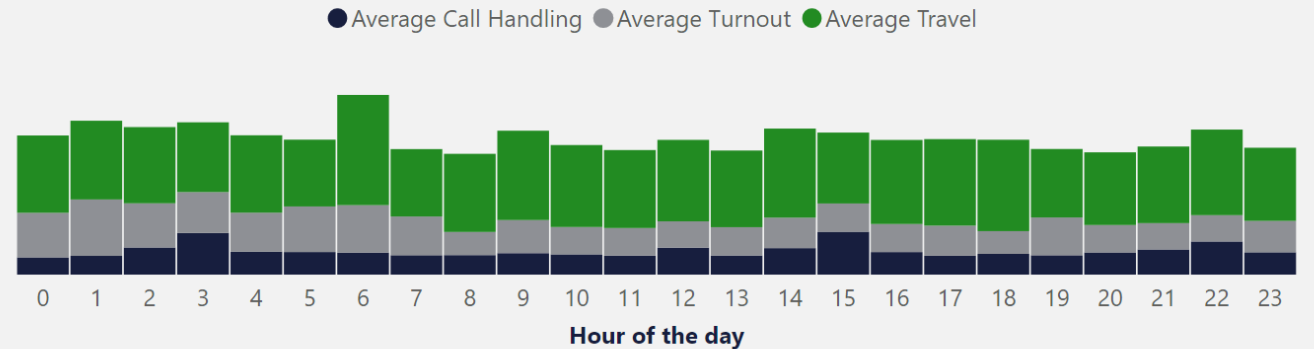
Attendance time at 90th percentile

17:06

Attendance time spread



Attendance split by time of day





Contact Page

Exec Summary

Incidents

Availability & Coverage

Attendance

Casualties

Prevention & Protection

Operational Crew P&P Activity

Ops Training

Info Gov

HR

Workforce Diversity

Comments & Actions

Links & attributions

Period Selected: Jun 2022

Period

Number of casualties

Number of fatalities

This Period

210

11

Last Period

224

9

This Period LY

193

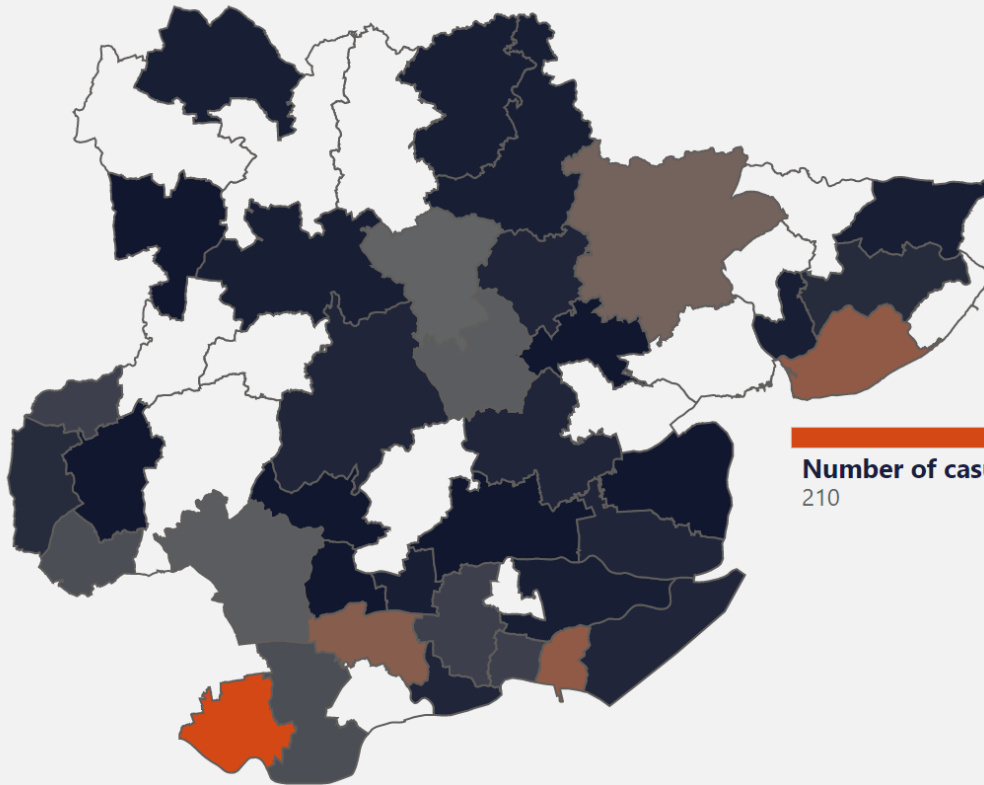
9

3 Year Monthly Average

192

9

Where were casualties located?



Number of casual...
210

ExtentOfHarm

Fatal

IncidentType

Injury (incl. rescue w...
107

Rescued (rescue wit...
92

Fatal
11

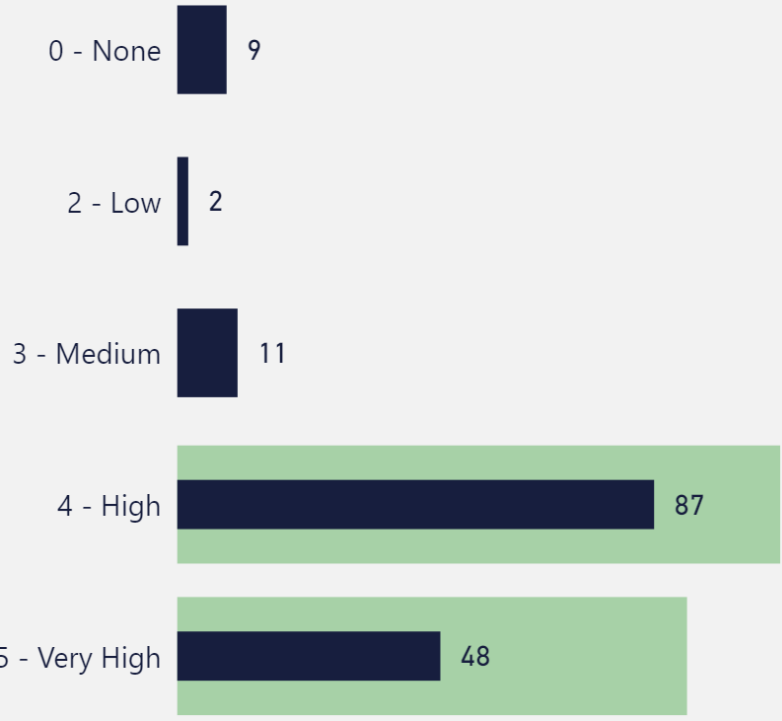
Special Service
11



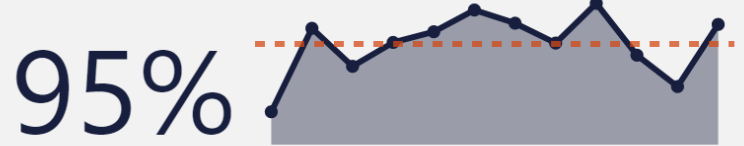
- Contact Page
- Exec Summary
- Incidents
- Availability & Coverage
- Attendance
- Casualties
- Prevention & Protection**
- Operational Crew P&P Activity
- Ops Training
- Info Gov
- HR
- Workforce Diversity
- Comments & Actions
- Links & attributions

Period Selected: Jun 2022

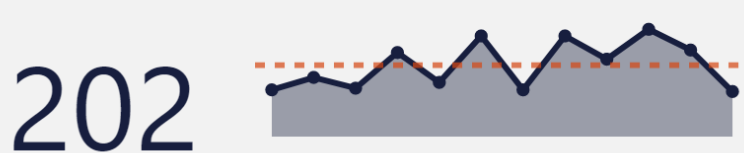
#Inspections completed against RBIP



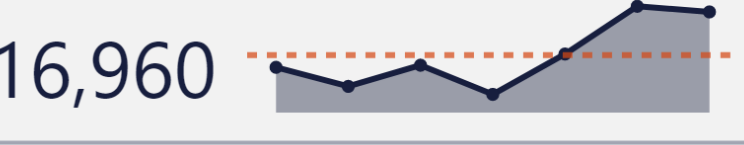
Building Reg Visits completed on time



Number of safeguarding engagements



Number people attended education visits

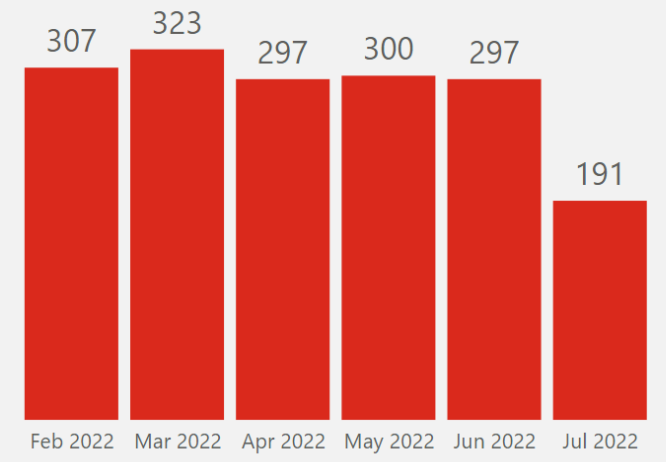


Protection activity in period



● All Others ● Building ... ● Fire Inves... ● Fire Safet... ● Inspections ▶

Prevention Visit target: 3,864



Priority S&W Completed S&W completed within 28 days

Gold	149	62%
Silver	54	50%
Bronze	12	42%
Total	215	58%

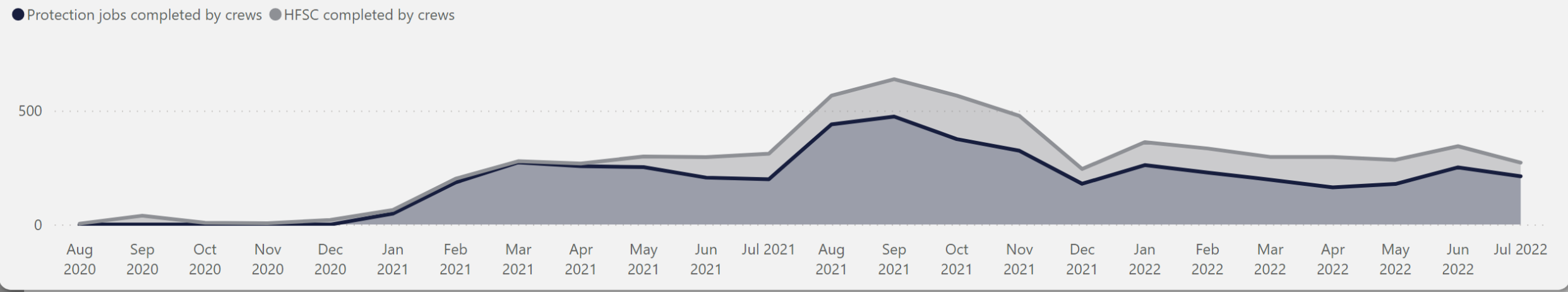




- Contact Page
- Exec Summary
- Incidents
- Availability & Coverage
- Attendance
- Casualties
- Prevention & Protection
- Operational Crew P&P Activity**
- Ops Training
- Info Gov
- HR
- Workforce Diversity
- Comments & Actions
- Links & attributions

Period Selected: Jun 2022

P&P jobs completed by crews



Jun 2022 Total

HFSC completed by crews	93	93
Protection jobs completed by crews	251	251



Contact Page

Exec Summary

Incidents

Availability & Coverage

Attendance

Casualties

Prevention & Protection

Operational Crew P&P Activity

Ops Training

Info Gov

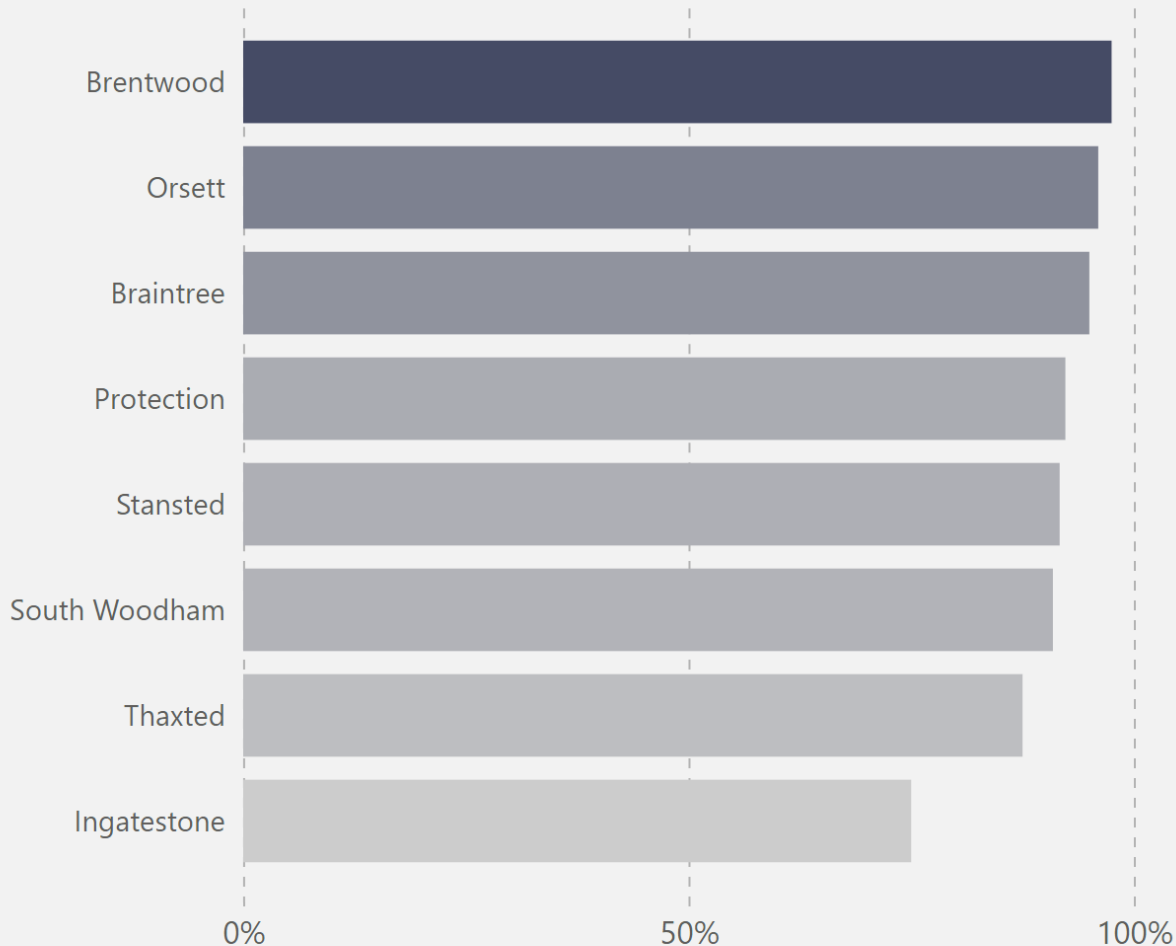
HR

Workforce Diversity

Comments & Actions

Links & attributions

Departments with less than 100% compliance



Darker = More Staff in grouping



Personnel with exclusions **excludes:** Modified duties, long term sick, maternity leave



Name	Qualified operational personnel	Compliance percentage
Breathing Apparatus	891	98%
ERD Driving	490	97%
Officer ERD Driving	57	100%
CSAP Lvl 2	751	100%
CSAP Lvl 3a	449	100%
Casualty Care	787	78%
Incident Command Lvl 1	322	95%
Incident Command Lvl 2	34	100%
Incident Command Lvl 3	16	100%
Incident Command Lvl 4	7	100%



Contact Page

Exec Summary

Incidents

Availability & Coverage

Attendance

Casualties

Prevention & Protection

Operational Crew P&P Activity

Ops Training

Info Gov

HR

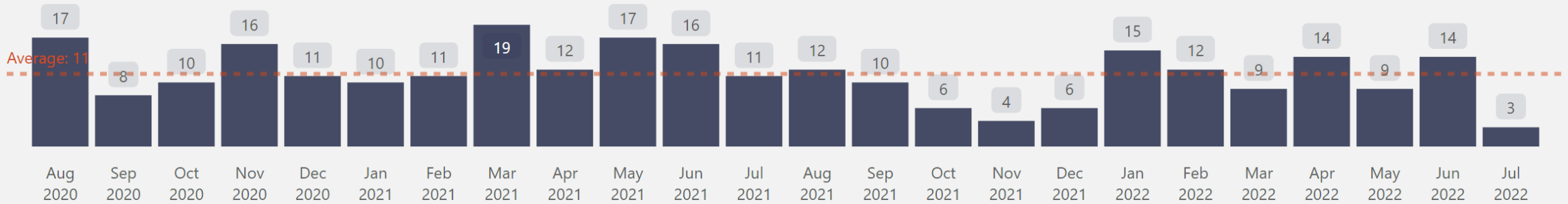
Workforce Diversity

Comments & Actions

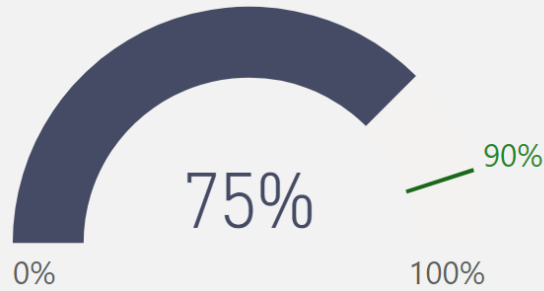
Links & attributions

Period Selected: Jun 2022

Tracking Volume of FOIs over time



FOIs %Compliance



14

FOIs Received

3

FOIs Outstanding

8

FOIs Completed

6

FOIs Completed On Time

0

SARs Received

0

SARs Outstanding

0

SARs Completed

0

SARs Completed On Time

27

EIRs Received

36

EIRs Outstanding

15

EIRs Completed

13

EIRs Completed On Time

1

Compliments

4

Complaints

5

Breaches/Near Misses

0

Breaches Reported to ICO



Contact Page

Exec Summary

Incidents

Availability & Coverage

Attendance

Casualties

Prevention & Protection

Operational Crew P&P Activity

Ops Training

Info Gov

HR

Workforce Diversity

Comments & Actions

Links & attributions

Period Selected: Jun 2022

%sickness

%sickness scaled



Turnover in period selected:

0.6%

Monthly Average (scaled to period)

0.9%

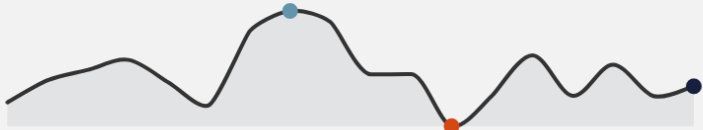
%Time lost to sickness

7.0%

%Time lost to sickness

Period	Control	On Call	Support	Wholetime	Total
This Period	12.3%	7.8%	4.6%	6.4%	7.0%
Last Period	9.2%	8.1%	3.6%	6.2%	6.9%
This Period LY	6.8%	8.1%	2.6%	6.0%	6.7%
3 Year Average	13.6%	9.5%	3.7%	7.5%	8.1%

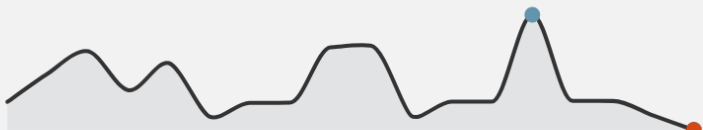
On Call



Wholetime



Support

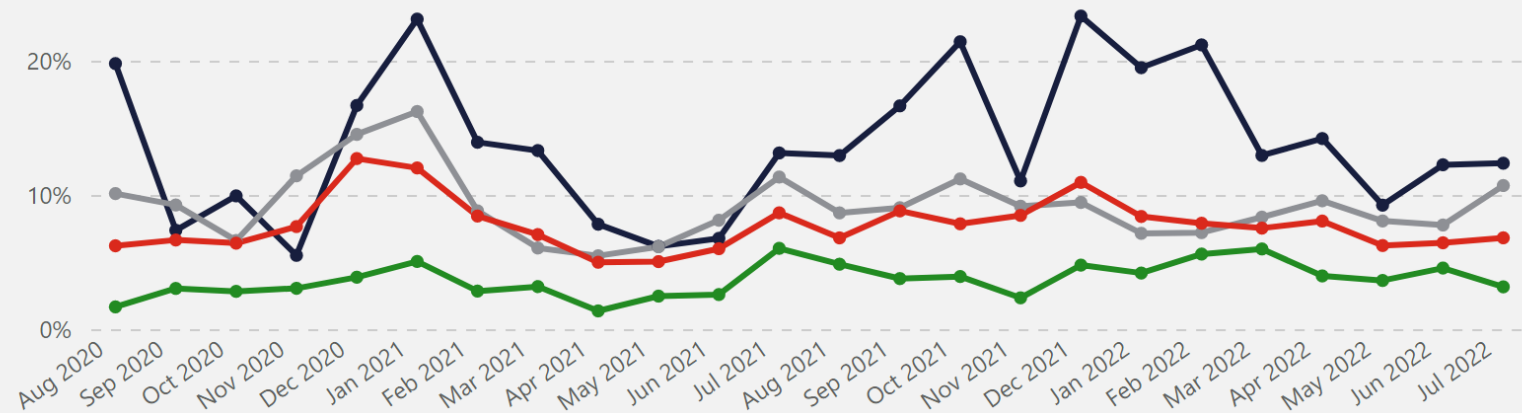


Control



%Time lost to sickness


● Control ● On Call ● Support ● Wholetime





- Contact Page
- Exec Summary
- Incidents
- Availability & Coverage
- Attendance
- Casualties
- Prevention & Protection
- Operational Crew P&P Activity
- Ops Training
- Info Gov
- HR
- Workforce Diversity**
- Comments & Actions
- Links & attributions

Period Selected: Jun 2022

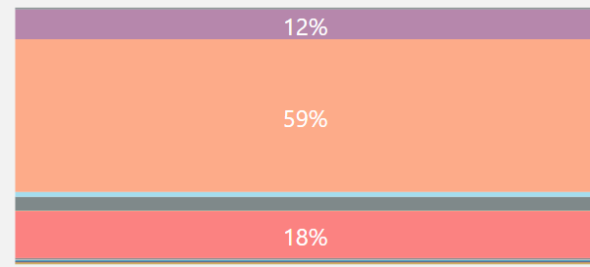


PFCC
POLICE, FIRE AND CRIME
COMMISSIONER FOR ESSEX

- Ethnic Origin**
- Gender
- Orientation
- Is Ethnic Minority
- Is LGBTQ+

Diversity grouping over time

- Arab
- Asian An...
- Asian Ba...
- Asian Chi...
- Asian Indi...
- Asian Paki...
- Black Afri...
- Black Cari...
- Mixed An...
- Mixed W...
- Mixed W...
- Not Listed
- Other Eth...
- Prefer No...
- White An...



Jun 2022