	2020-21			P/CAPEX/Month End Reports/Month End 2019-20 2019-20			P/CAPEX/Month End Reports/Month End 2018-19 2018-19			P/CAPEX/Month End Reports/Month End 2017-18 2017-18		
	Original Budget 2020/21	Total Spend including Commitments to end of March 2021	Over/ (Under) spend v Revised Budget 2020/21	Original Budget 2019/20	Total Spend including Commitments to end of March 2020	Over/ (Under) spend v Revised Budget 2019/20	Original Budget 2018/19	Total Spend including Commitments to end of March 2019	Over/ (Under) spend v Revised Budget 2018/19	Original Budget 2017/18	Spend including Commitments to end of March 2018	Over/ (Under) spend v Revised Budget 2017/18
B113 -Vehicles												
Aerial Ladder Platforms	0	0	0		0	0		0	0			0
Not Analysed	0	0	0	0	6,269	6,269		0	0			0
Appliances (Pumping)	1,260,000	0	(1,260,000)	0	0	0	2,060,000	74,594	(1,985,406)	2,060,000	2,300,586	240,586
Cycle Scheme	40,000	0	(40,000)	40,000	(0)	(40,000)	40,000	39,637	(363)	40,000	26,108	(13,892)
Fork Lift Truck	0	0	0	0	0	0	0	0	0		0	0
Light Vehicles	280,000	199,079	(60,921)	240,000	132,578	(107,422)	345,000	242,775	(102,225)	250,000	0	(250,000)
Off Road Vehicles	150,000	77,977	(72,023)	0	341,821	341,821	800,000	655,896	(144,104)	190,000	0	(190,000)
Officers Cars	80,000	27,500	(52,500)	160,000	30,230	(129,770)	80,000	37,391	(42,609)	0	0	0
Specialist Rescue Vehicle	0	0	0	0	0	0	0	0	0	0	49,323	49,323
Stores Van	0	0	0	0	0	0	40,000	0	(40,000)	0	43,595	43,595
Light Vans	240,000	262,571	22,571	450,000	323,869	(126,131)	286,000	293,343	7,343	315,000	67,859	(247,141)
Hose layer	0	0	0	0	0	0	0	0	0	0	0	0
Animal Rescue Unit	0	0	0	0	0	0	0	0	0	0	0	0
Crew Buses	0	0	0	0	0	0	0	0	0	0	0	0
Community Wheels	0	0	0	0	0	0	0	0	0	0	0	0
Ladders	50,000	50,158	158	50,000	29,277	(20,723)	40,000	0	(40,000)	30,000	0	(30,000)
Hoses for ALPS	40,000	99,051	59,051	0	0	0	0	0	0			0
Vehicle Telematics & CCTV pilot	0	0	0	0	0	0	50,000	0	(50,000)			0
Halmatro test rig & installation	0	0	0	0	0	0	30,000	26,063	(3,937)			0
Tyre Inflation units	0	0	0	0	0	0	20,000	0	(20,000)			0
Vehicles PTF Collaboration	0	0	0	0	0	0		12,586	12,586			0
Vehicles PTF Collaboration	0	0	0	0	0	0		19,980	19,980			0
Brake roller tester	0	50,198	0	0	0	0	0	0	0	0	0	0
Total B113 -Vehicles	**2,120,000**	**766,533**	**(1,403,665)**	**940,000**	**864,044**	**(75,956)**	**3,791,000**	**1,402,264**	**(2,388,736)**	**2,885,000**	**2,487,472**	**(397,528)**
Check	0	0		0	0		0	0		0	0	
B116 - Operational Equipment												
B.A. Compressors	78,000	0	(78,000)	0	25,889	25,889	16,000	25,889	9,889	16,000	0	(16,000)
B.A. Upgrade	0	0	0	0	0	0	0	0	0	0	0	0
Heavy Rescue Pumps Equipment	0	36,821	36,821	0	0	0	263,500	165,240	(98,260)	263,500	0	(263,500)
Rescue Equipment/Working at Heights	30,000	0	(30,000)	0	0	0	0	0	0	0	0	0
Special Materials Cutter	0	0	0	0	0	0	0	0	0	0	0	0
Wireless Incident Ground Camera System	0	0	0	0	0	0	0	0	0	0	0	0
Hose Reel Branch/Main Line Branch	160,000	0	(160,000)	160,000	0	(160,000)	136,000	0	(136,000)	0	0	0
Thermal Image Cameras	0	24,500	24,500	0	0	0	0	0	0	0	0	0
RPE Masks & Equipment	0	0	0	0	38,445	38,445	0	0	0	0	0	0
Gas Tight Suit Replacement	0	0	0	0	0	0	0	0	0	0	0	0
Exercise Equipment	21,450	0	(21,450)	0	0	0	0	0	0	0	21,198	21,198
Light Portable Pumps	0	0	0	160,000	56,143	(103,857)	152,000	0	(152,000)	0	0	0
Hydraulic Hose	0	0	0	0	0	0	0	0	0	0	21,183	21,183
BA Telemetry (auto)	0	0	0	0	0	0	30,000	0	(30,000)	30,000		(30,000)
MD4 Hazmat Cupola Replacement	0	0	0	0	0	0	0	0	0	40,000		(40,000)
Hose Reel 22mm Hose upgrade	0	0	0	0	0	0	100,000	0	(100,000)	100,000		(100,000)
Body worn CCTV pilot	0	0	0	0	0	0	20,000	0	(20,000)	20,000		(20,000)
UAV (Drone) Inc Command	0	0	0	0	0	0	0	0	0	50,000		(50,000)
Pulse Oximeter all FRA's	0	0	0	0	0	0	0	0	0	25,000		(25,000)
B' class foam replacement	0	0	0	40,000	0	(40,000)	30,000	0	(30,000)	30,000		(30,000)
Foam additive (large waste fires)	35,000	0	(35,000)	0	0	0	30,000	0	(30,000)	30,000		(30,000)
BA Contamination Machine	40,000	0	(40,000)	0	0	0	0	0	0	0	0	0
New BA bags	0	14,680	14,680	0	0	0	0	0	0	0	0	0
Total B116 - Operational Equipment	**364,450**	**76,001**	**(263,129)**	**360,000**	**120,477**	**(239,523)**	**777,500**	**191,129**	**(586,371)**	**604,600**	**42,381**	**(562,119)**
Check	0	0		0	0		0	0		0	0	
B114 - ICT Equipment												
Control	0	0	0		0	0						
Hardware Replacement - Hardware	200,000	47,524	(152,476)	100,000	7,111	(92,889)	100,000	81,377	(18,623)	100,000	0	(100,000)
DELTA	0	0	0	0	0	0	0	0	0	0	0	0
DELTA - Hardware	0	0	0	0	0	0	0	0	0	0	0	0
DELTA - Software	0	0	0	0	0	0	0	0	0	0	(7,500)	(7,500)
DELTA - Consultants	0	0	0	0	0	0	0	0	0	0	490	490
Apprentice laptops (business case agreed Dec)	0	18,009	18,009	0	0	0	0	0	0	0	0	0
Emergency COVID spend - Covered by Grant	0	211,193	211,193	0	0	0	0	0	0	0	0	0
ICT Transformation Programme	160,000	881	(159,119)	0	0	0	0	0	0	0	0	0
Business Intelligence/data warehousing	50,000	0	(50,000)	0	0	0	0	0	0	0	0	0
Health and Safety System	75,000	0	(75,000)	0	0	0	0	0	0	0	0	0
DELTA - Phase 2 - Consultants	0	0	0	0	0	0	0	0	0	0	570	570
People Systems	100,000	0	(100,000)	0	0	0	0	0	0	0	0	0
Finance Scanning Solution	0	0	0	0	0	0	0	9,000	9,000	0	5,350	5,350
ICCS/CAD Replacement - Control Project	815,000	0	(815,000)	0	0	0	0	0	0	0	0	0
2020 - HOBS - Hardware	0	0	0	0	0	0	0	261	261	0	2,552	2,552
HOBS - Carval	0	0	0	0	(438)	(438)	0	103,968	103,968	0	36,803	36,803
HOBS - Carval	0	0	0	0	0	0	0	27,798	27,798	0	29,690	29,690
LogRhythm Replacement	0	0	0	0	0	0	0	0	0	0	26,513	26,513
2020 - WiFi Replacement - Hardware	0	0	0	0	0	0	0	0	0	0	142	142
2020 - WiFi Replacement - Software	0	0	0	0	0	0	0	0	0	0	51,298	51,298
2020 - WiFi Replacement - Consultants	0	0	0	0	0	0	0	0	0	0	22,100	22,100
People Systems Review	0	0	0	0	0	0	0	0	0	0	19,530	19,530
ICU Technology Refresh	0	0	0	0	0	0	0	0	0	0	0	0
2020 - Devices for Appliances - Hardware	0	0	0	0	0	0	0	193,351	193,351	0	0	0
2020 - Devices for Appliances - Software	0	0	0	0	0	0	0	38,434	38,434		0	0
ICCS/CAD Replacement	0	0	0	600,000	0	(600,000)	600,000		(600,000)	600,000	0	(600,000)
MDT Replacement	0	0	0	0	0	0	250,000	199,283	(50,717)	500,000	172,806	(327,194)
ESMCP Prep Work	0	0	0	0	0	0	500,000		(500,000)	500,000	0	(500,000)
OAM Project	0	0	0	200,000	0	(200,000)	200,000		(200,000)	200,000	0	(200,000)
IAW Project	0	0	0	0	0	0		0	0	500,000	0	(500,000)
IT Infrastructure	0	0	0	250,000	0	(250,000)	0	0	0	0	0	0
Business Intelligence	0	0	0	50,000	0	(50,000)	0	0	0	0	0	0
CRM	500,000	0	(500,000)	75,000	0	(75,000)	0	0	0	0	0	0
Internet/Intranet	0	0	0	100,000	0	(100,000)	0	0	0	0	0	0
Training System - Task	0	0	0	50,000	0	(50,000)	0	0	0	0	0	0
ICT-MTFA New Risks	0	0	0	0	14,118	14,118	0	0	0	0	0	0
SAN Replacement	0	0	0	0	66,251	66,251	0	0	0	0	0	0
SAN Replacement	0	0	0	0	174,652	174,652	0	0	0	0	0	0
Thin Client Roll-out	0	120,340	120,340	0	366,825	366,825	0	0	0	0	0	0
VDI Infrastructure	0	0	0	0	80,769	80,769	0	0	0	0	0	0
Core Switch	0	0	0	0	0	0	120,000	0	(120,000)	0	0	0
Tablets	0	0	0	0	0	0	100,000	0	(100,000)	0	0	0
Sat Nav	0	0	0	0	0	0	100,000	0	(100,000)	0	0	0
Replacing DCS Terminals with ATS	0	0	0	0	0	0	0	0	0	0	0	0
Total B114 - ICT Equipment	**1,900,000**	**397,946**	**(1,502,054)**	**1,425,000**	**709,288**	**(715,712)**	**1,970,000**	**653,471**	**(1,316,529)**	**2,400,000**	**360,344**	**(2,039,656)**
Check	0	0		0	0		0	0		0	0	
B112 - Land & Building												
Lexden Workshops Relocation	750,000	0	(750,000)	100,000	0	(100,000)	3,000,000	(15,186)	(3,015,186)	3,500,000	0	(3,500,000)
Purchase of Shoeburyness Police Building	0	0	0	0	0	0		185,000	185,000			
	0		0	0		0						
Total B112 - Land & Building	**750,000**	**0**	**(750,000)**	**100,000**	**0**	**(100,000)**	**3,000,000**	**169,814**	**(3,015,186)**	**3,500,000**	**0**	**(3,500,000)**
Check	0	0		0	0		0	0		0	0	
B117 - Asset Improvement												
Asset Improvement Works	0	0	0	500,000	0	(500,000)						
Asset Improvement Works - Shoeburyness	500,000	94,186	(405,814)									
Asset Protection Works - Training Facilities	547,600	106,318	(441,282)									
Total B117 - Asset Improvement	**1,047,600**	**200,504**	**0**	**500,000**	**0**	**(500,000)**	**0**	**0**	**0**	**0**	**0**	**0**
Check	0	0		0	0							
B118 - Asset Protection												
Asset Protection Works	2,000,000	1,317,683	(682,317)	2,000,000	1,515,741	(484,259)	2,000,000	1,814,788	(185,212)	2,500,000	991,340	(1,508,660)
Other								857			(1,730)	(1,730)
Total B118 - Asset Protection	**2,000,000**	**1,317,683**	**(682,317)**	**2,000,000**	**1,515,741**	**(484,259)**	**2,000,000**	**1,815,645**	**(185,212)**	**2,500,000**	**989,610**	**(1,508,660)**
Check	0	0		0	0		0	0		0	0	
		0.658841565	(4,601,164)		0.75787054	(2,115,450)			(7,492,034)			(8,007,964)

	20-21 Budget	20-21 Actual	Variance	19-20 Budget	19-20 Actual	Variance	18-19 Budget	18-19 Actual	Variance	17-18 Budget	17-18 Actual	Variance
Vehicles	2,120	767	- 1,404	940	864	- 76	3,791	1,402	- 2,389	2,885	2,487	- 398
Operational Equipment	364	76	- 263	360	120	- 240	778	191	- 586	605	42	- 562
ICT Equipment	1,900	398	- 1,502	1,425	709	- 716	1,970	653	- 1,317	2,400	360	- 2,040
Land & Building	750	-	- 750	100	-	- 100	3,000	170	- 3,015	3,500	-	- 3,500
Asset Improvement	1,048	201	-	500	-	- 500	-	-		-	-	-
Asset Protection	2,000	1,318	- 682	2,000	1,516	- 484	2,000	1,816	- 185	2,500	990	- 1,509
	8,182	2,759	- 4,601	5,325	3,210	- 2,115	11,539	4,232	- 7,492	11,890	3,880	- 8,008
			-0.56234862			-0.39726751			-0.64930741			-0.67353242

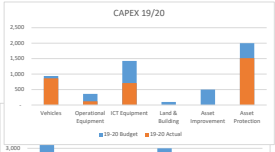

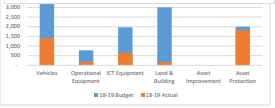

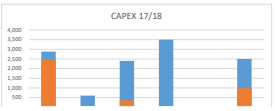

Vehicles	Budget	Actual
17-18	2,885	2,487
18-19	3,791	1,402
19-20	940	864
20-21	2,120	767
Operational Equipment		
17-18	605	42
18-19	778	191
19-20	360	120
20-21	364	76
ICT Equipment		
17-18	2,400	360
18-19	1,970	653
19-20	1,425	709
20-21	1,900	398
Land & Building		
17-18	3,500	-
18-19	3,000	170
19-20	100	-
20-21	750	-
Asset Improvement		
17-18	-	-
18-19	-	-
19-20	500	-
20-21	1,048	201
Asset Protection		
17-18	2,500	990
18-19	2,000	1,816
19-20	2,000	1,516
20-21	2,000	1,318

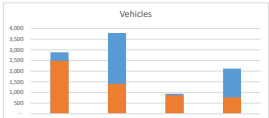

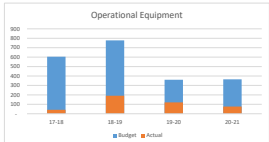

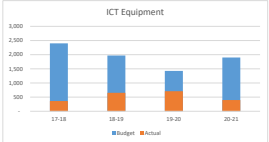

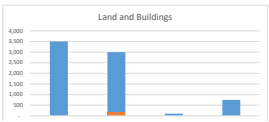

-
Vehicles
Operational Equipment
ICT Equipment
Land & Building
Asset Improvement
Asset Protection
17-18 Budget
17-18 Actual

17-18
18-19
19-20
20-21
Budget
Actual

Asset Improvement
1,200
1,000
800
600
400
200
-
17-18
18-19
19-20
20-21
Budget
Actual

Asset Protection
3,000
2,500
2,000
1,500
1,000
500
-
17-18
18-19
19-20
20-21
Budget
Actual