

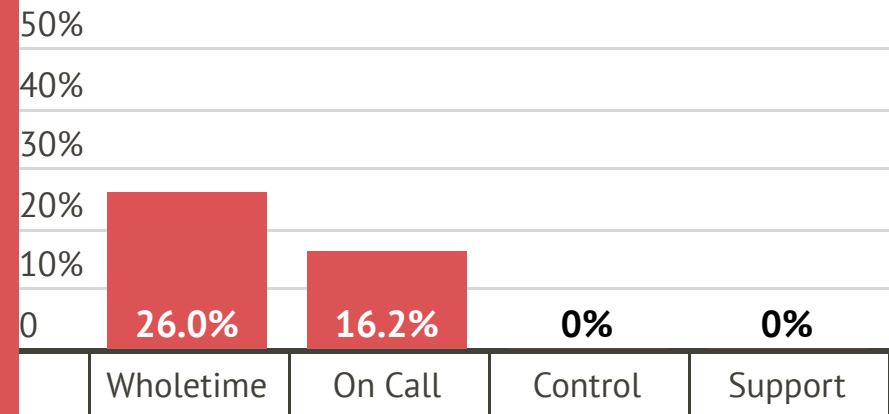
Learning & Development Dashboard

October 2021

Learner Engagement

16.4%

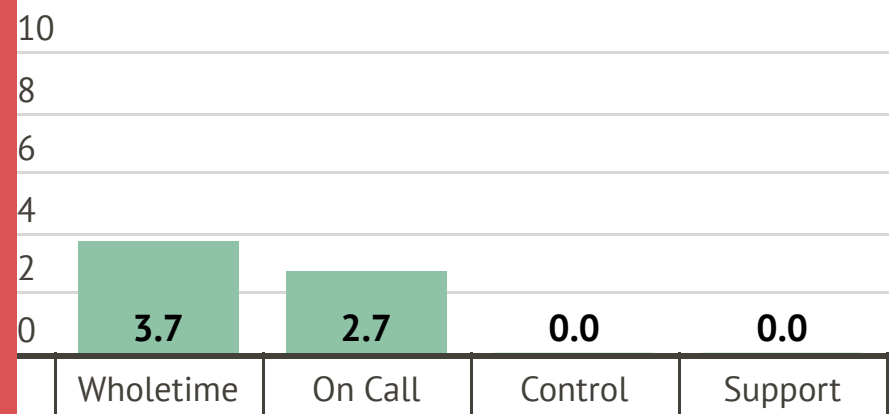
Overall Learner Engagement



● Employees Actively Engaged in Learning Activity

2.5

Average Learning Hours per FTE



● Average Learning Hours per FTE in Month

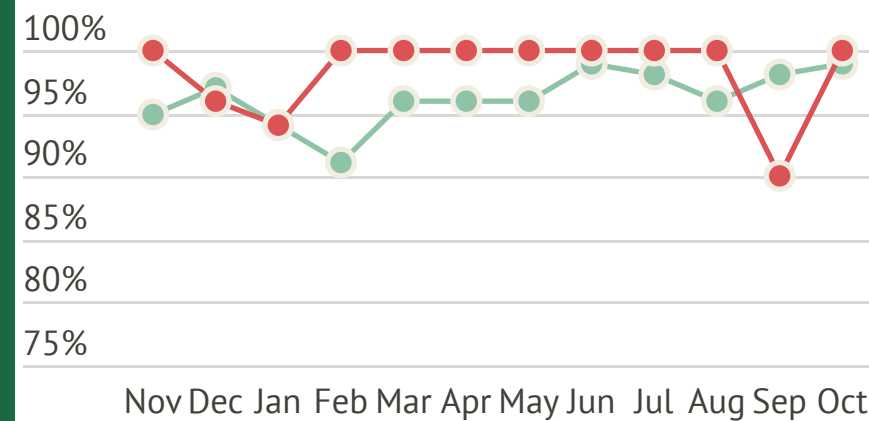
People

There is no delegate feedback to report this month



99.1%

Attended as Booked Last Month

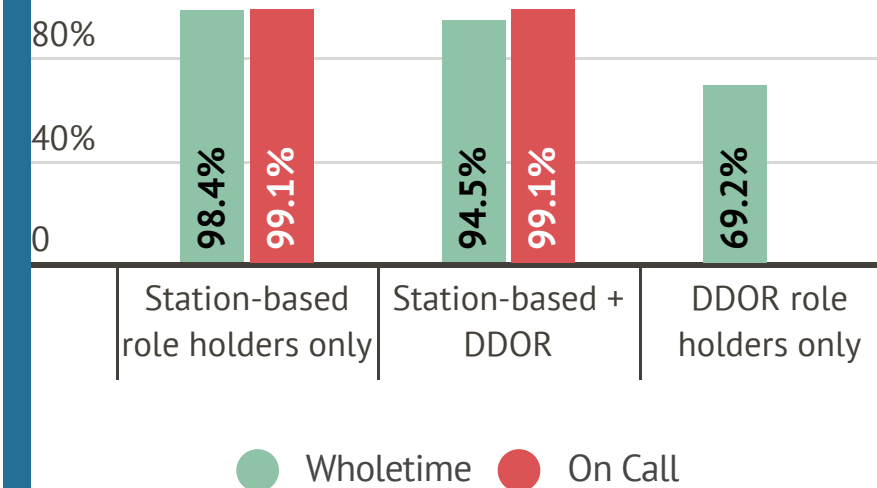


● Operational ● Non-Operational

Compliance

98.7%

Overall station-based BA Compliance



Mandatory Training data is currently unavailable while the Service transitions from the Elite platform to LearnPro.

Insights

- Learner engagement fell from the September figure of 24.1% to 16.4% - a drop of 7.7 percentage points.
- Average learning hours fell from 3.4 hours per FTE in September to 2.5 hours in October.

- Attendance levels remained stable in October, increasing by 0.5 percentage points when compared to September.
- Other than the cancellation of a Driving BRONTO Cage Operator course, which affected 3 delegates, the only other non-attendance was a single no-show for a Train-The-Trainer session.

- Work continues with the Operational Training and Performance & Data Teams to deliver an automated means of producing compliance data for training/qualifications.
- We now anticipate January 2022's month-end information to be the first produced using this method.

Focus areas this month:

Ongoing collaboration with Performance & Data team to automate production of this and the monthly People dashboard