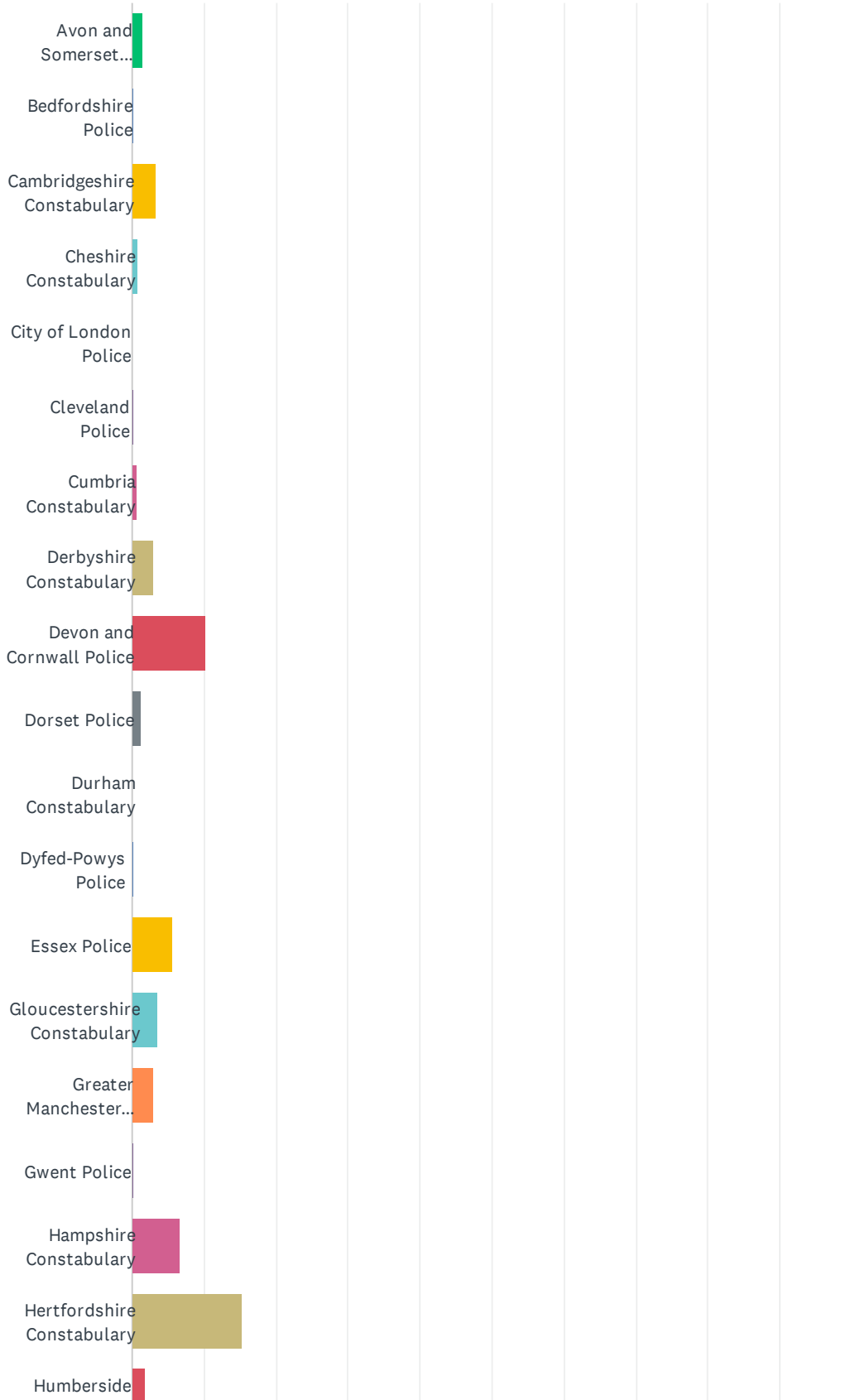
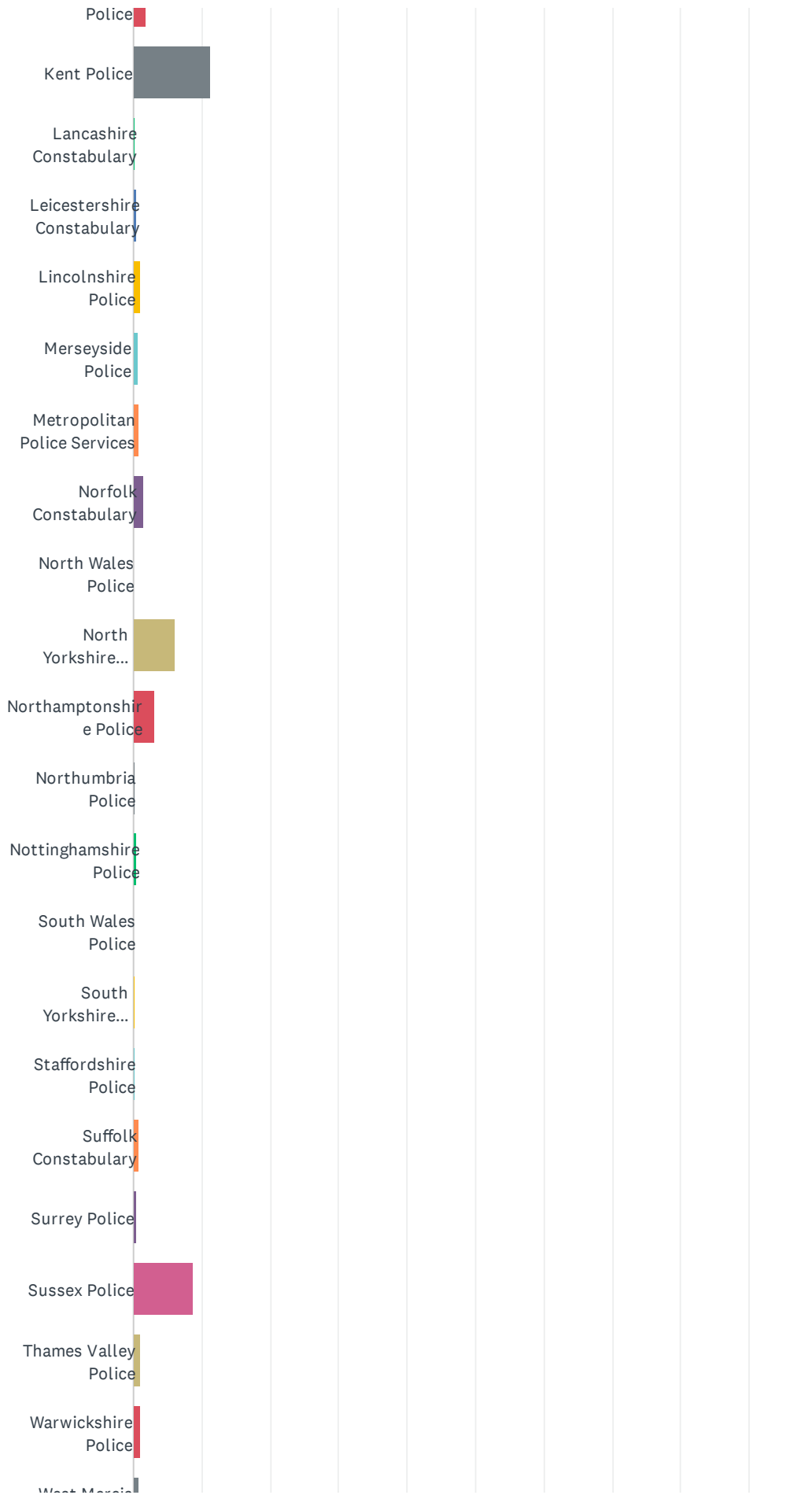


Q1 What is the name of your local police force?

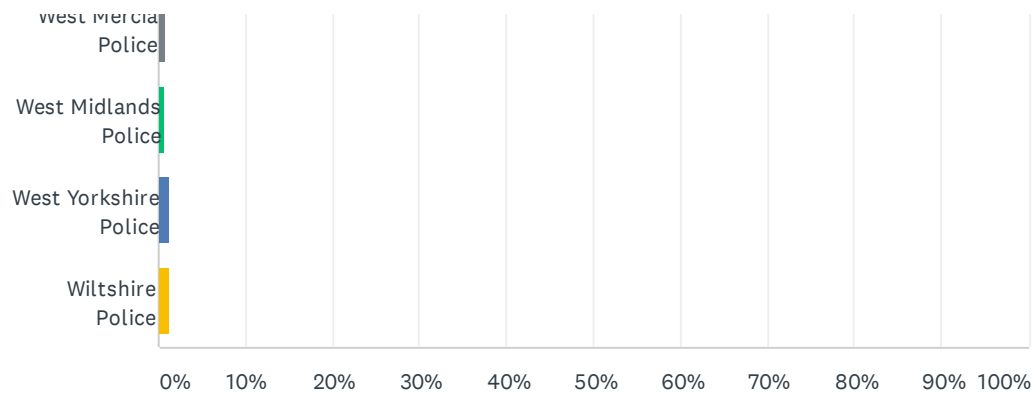
Answered: 66,266 Skipped: 0



Roads enforcement and safety survey



Roads enforcement and safety survey



Roads enforcement and safety survey

| ANSWER CHOICES | RESPONSES | |
|--------------------------------|-----------|--------|
| Avon and Somerset Constabulary | 1.36% | 904 |
| Bedfordshire Police | 0.27% | 179 |
| Cambridgeshire Constabulary | 3.35% | 2,220 |
| Cheshire Constabulary | 0.86% | 568 |
| City of London Police | 0.04% | 24 |
| Cleveland Police | 0.11% | 73 |
| Cumbria Constabulary | 0.60% | 396 |
| Derbyshire Constabulary | 2.86% | 1,892 |
| Devon and Cornwall Police | 10.25% | 6,792 |
| Dorset Police | 1.34% | 889 |
| Durham Constabulary | 0.08% | 54 |
| Dyfed-Powys Police | 0.11% | 71 |
| Essex Police | 5.64% | 3,740 |
| Gloucestershire Constabulary | 3.61% | 2,391 |
| Greater Manchester Police | 2.96% | 1,961 |
| Gwent Police | 0.23% | 153 |
| Hampshire Constabulary | 6.78% | 4,494 |
| Hertfordshire Constabulary | 15.29% | 10,129 |
| Humberside Police | 1.94% | 1,288 |
| Kent Police | 11.27% | 7,466 |
| Lancashire Constabulary | 0.21% | 136 |
| Leicestershire Constabulary | 0.43% | 283 |
| Lincolnshire Police | 1.13% | 748 |
| Merseyside Police | 0.53% | 351 |
| Metropolitan Police Services | 0.90% | 594 |
| Norfolk Constabulary | 1.37% | 908 |
| North Wales Police | 0.07% | 47 |
| North Yorkshire Police | 6.03% | 3,999 |
| Northamptonshire Police | 3.07% | 2,033 |
| Northumbria Police | 0.11% | 76 |
| Nottinghamshire Police | 0.42% | 276 |
| South Wales Police | 0.08% | 55 |

Roads enforcement and safety survey

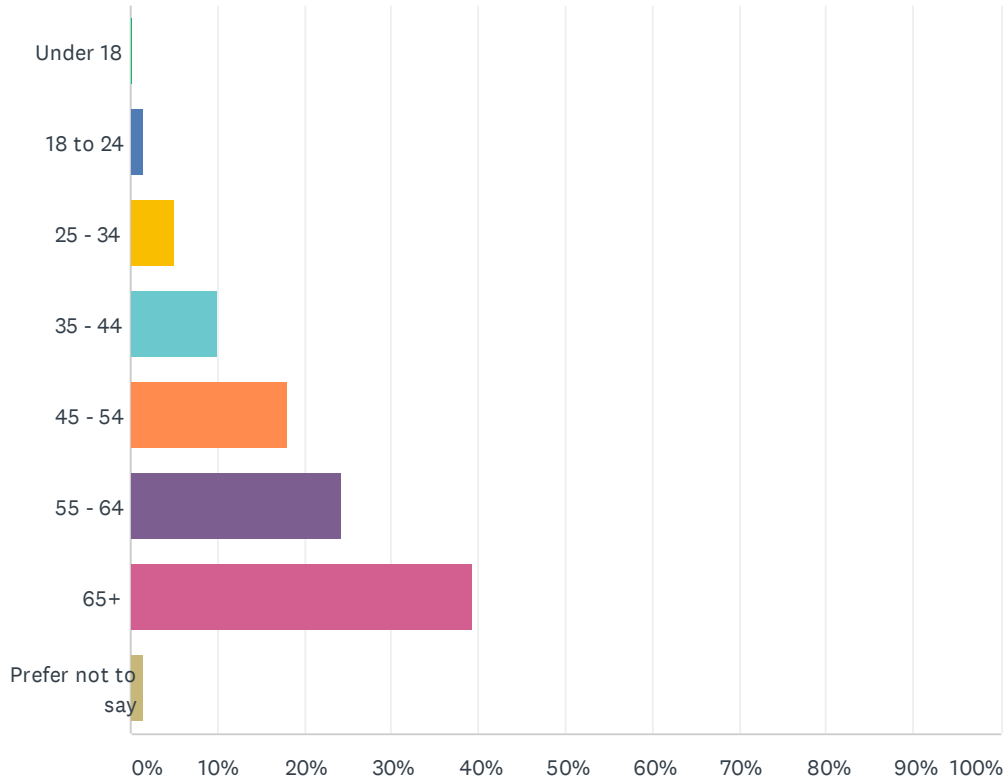
| | | |
|------------------------|-------|---------------|
| South Yorkshire Police | 0.13% | 86 |
| Staffordshire Police | 0.24% | 162 |
| Suffolk Constabulary | 0.84% | 557 |
| Surrey Police | 0.50% | 333 |
| Sussex Police | 8.89% | 5,891 |
| Thames Valley Police | 0.95% | 630 |
| Warwickshire Police | 1.00% | 661 |
| West Mercia Police | 0.91% | 602 |
| West Midlands Police | 0.58% | 384 |
| West Yorkshire Police | 1.35% | 894 |
| Wiltshire Police | 1.32% | 876 |
| TOTAL | | 66,266 |

Q2 What is the first half of your postcode? (EG12)

Answered: 66,266 Skipped: 0

Q3 What is your age group?

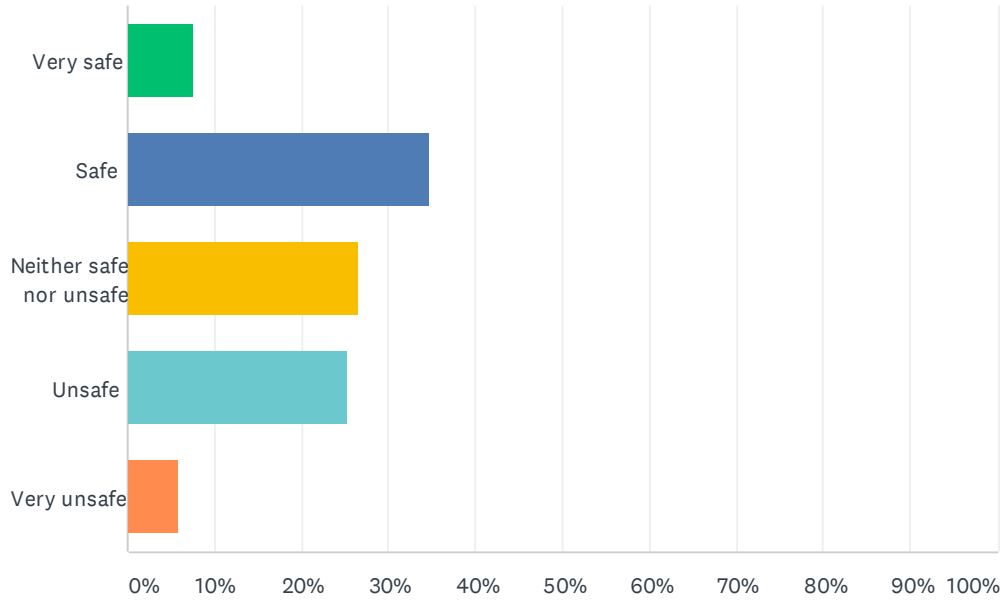
Answered: 66,266 Skipped: 0



| ANSWER CHOICES | RESPONSES | |
|-------------------|-----------|---------------|
| Under 18 | 0.15% | 100 |
| 18 to 24 | 1.50% | 995 |
| 25 - 34 | 5.03% | 3,333 |
| 35 - 44 | 10.12% | 6,706 |
| 45 - 54 | 18.01% | 11,932 |
| 55 - 64 | 24.31% | 16,109 |
| 65+ | 39.41% | 26,116 |
| Prefer not to say | 1.47% | 975 |
| TOTAL | | 66,266 |

Q4 To what extent do you feel safe on the roads where you live?

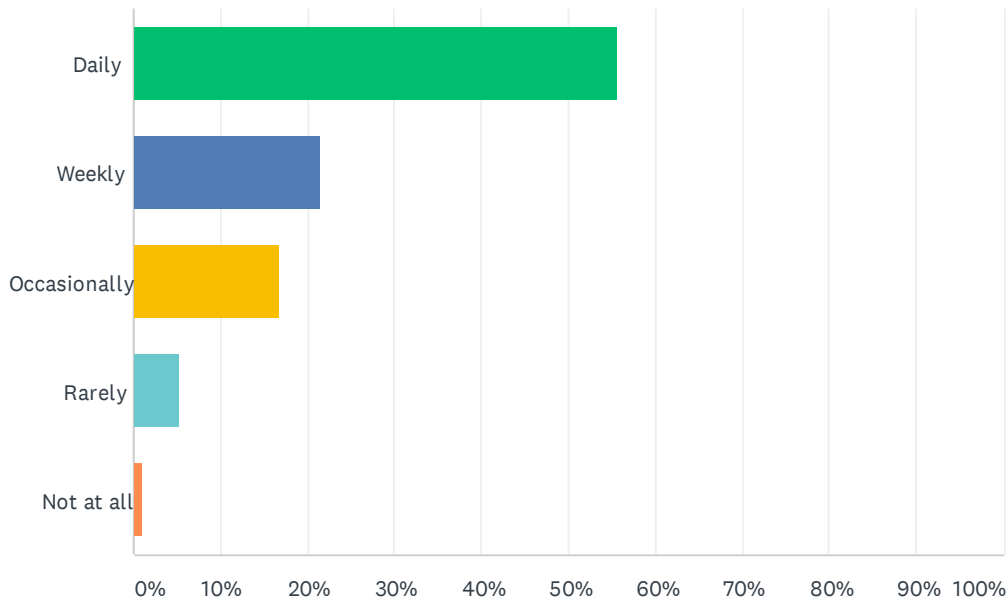
Answered: 66,266 Skipped: 0



| ANSWER CHOICES | RESPONSES | |
|-------------------------|-----------|---------------|
| Very safe | 7.54% | 4,996 |
| Safe | 34.76% | 23,035 |
| Neither safe nor unsafe | 26.61% | 17,633 |
| Unsafe | 25.21% | 16,708 |
| Very unsafe | 5.88% | 3,894 |
| TOTAL | | 66,266 |

Q5 To what extent do you witness road traffic offences on the roads where you live? (e.g using a mobile phone, speeding, not wearing a seatbelt etc)

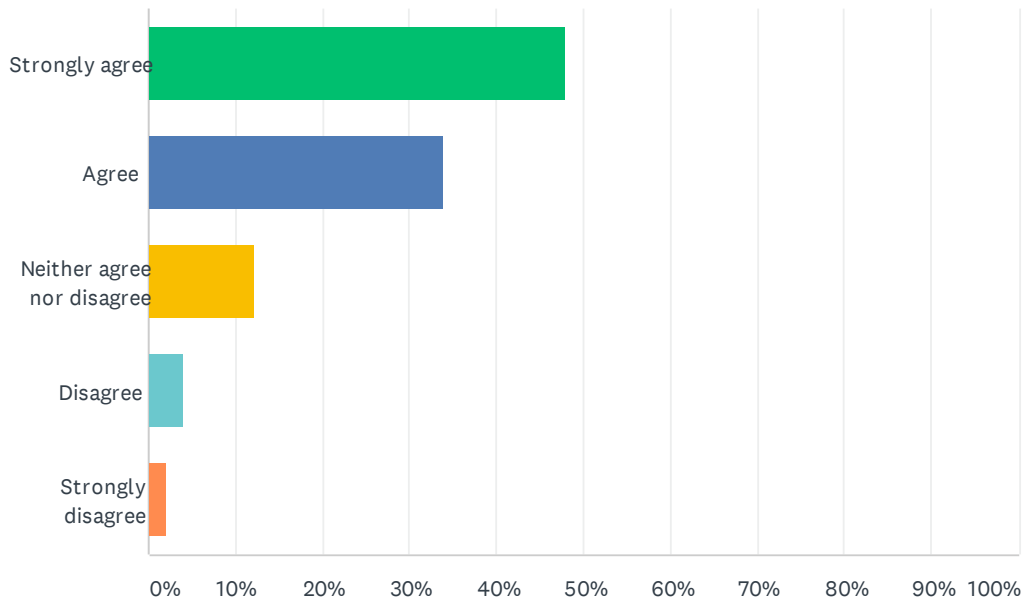
Answered: 66,266 Skipped: 0



| ANSWER CHOICES | RESPONSES | |
|----------------|-----------|--------|
| Daily | 55.59% | 36,840 |
| Weekly | 21.52% | 14,259 |
| Occasionally | 16.67% | 11,045 |
| Rarely | 5.25% | 3,481 |
| Not at all | 0.97% | 641 |
| TOTAL | | 66,266 |

Q6 To what extent do you agree that offences that occur on roads where you live require more enforcement?

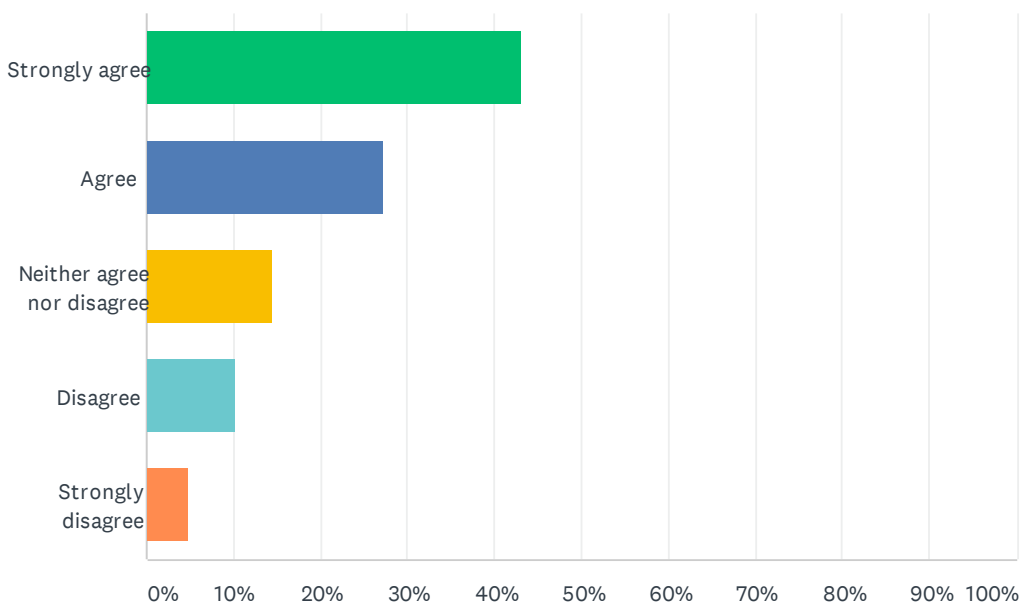
Answered: 66,266 Skipped: 0



| ANSWER CHOICES | RESPONSES | |
|----------------------------|-----------|---------------|
| Strongly agree | 47.87% | 31,720 |
| Agree | 33.88% | 22,449 |
| Neither agree nor disagree | 12.17% | 8,066 |
| Disagree | 4.08% | 2,703 |
| Strongly disagree | 2.00% | 1,328 |
| TOTAL | | 66,266 |

Q7 To what extent do you agree that fixed penalty fines for road traffic offences like speeding (currently £100 fine) and failure to wear a seatbelt (currently £100) should be increased to be in line with other serious offences like using a mobile phone whilst driving (currently £200) to serve as a greater deterrent?

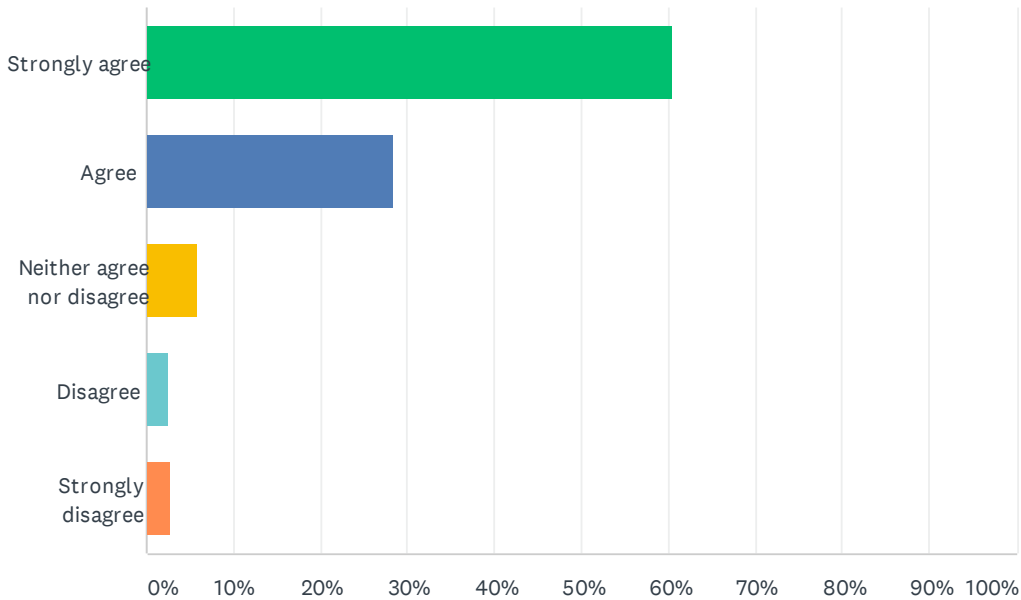
Answered: 66,266 Skipped: 0



| ANSWER CHOICES | RESPONSES | |
|----------------------------|-----------|---------------|
| Strongly agree | 43.10% | 28,558 |
| Agree | 27.30% | 18,090 |
| Neither agree nor disagree | 14.52% | 9,623 |
| Disagree | 10.20% | 6,761 |
| Strongly disagree | 4.88% | 3,234 |
| TOTAL | | 66,266 |

Q8 To what extent do you agree that some of the money raised through fixed penalty fines should be reinvested into enforcement and road safety measures to deny criminals the use of our roads and keep us safer?

Answered: 66,266 Skipped: 0



| ANSWER CHOICES | RESPONSES | |
|----------------------------|-----------|---------------|
| Strongly agree | 60.49% | 40,086 |
| Agree | 28.38% | 18,805 |
| Neither agree nor disagree | 5.85% | 3,876 |
| Disagree | 2.59% | 1,718 |
| Strongly disagree | 2.69% | 1,781 |
| TOTAL | | 66,266 |