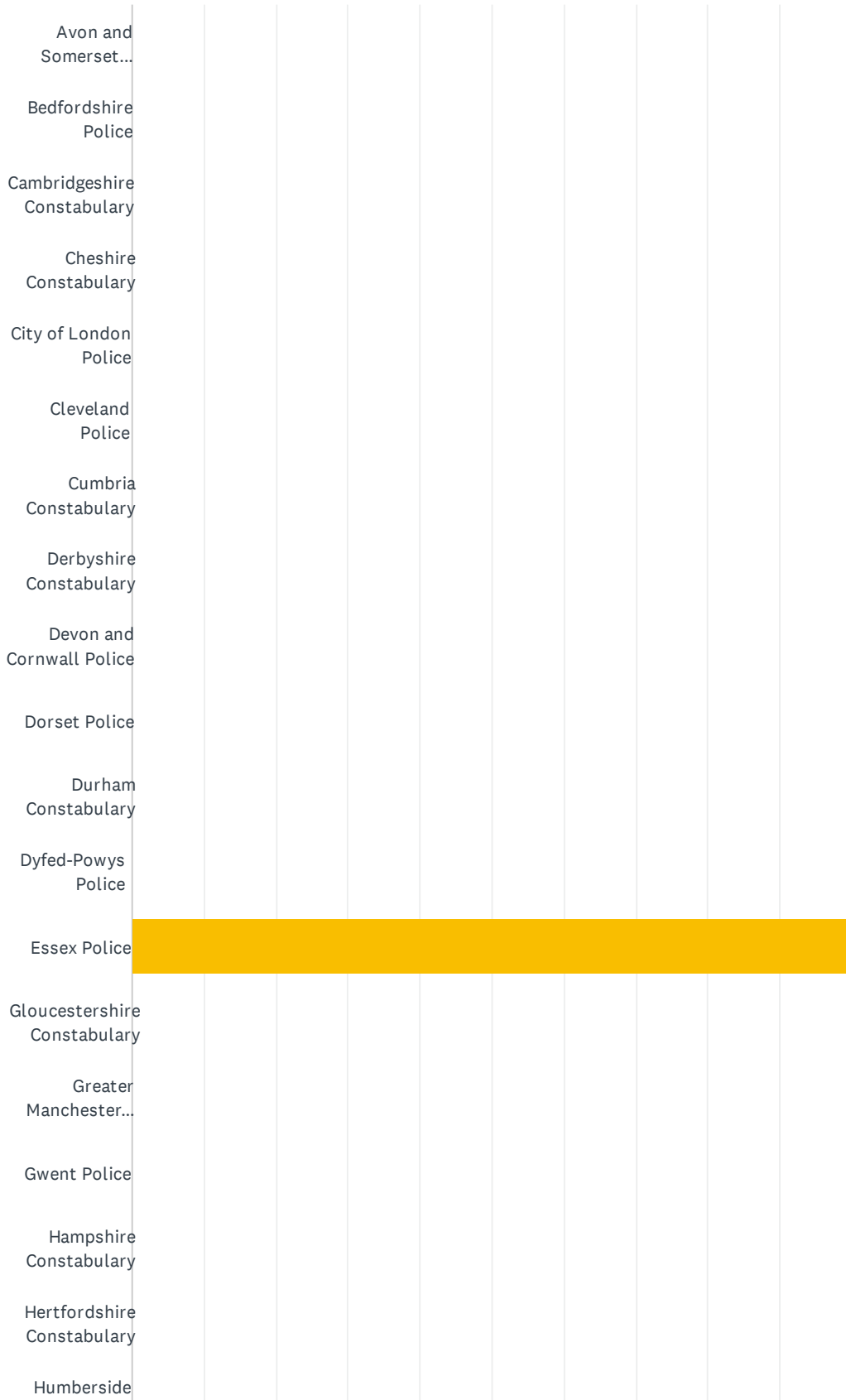


Q1 What is the name of your local police force?

Answered: 3,740 Skipped: 0



Roads enforcement and safety survey

Police

Kent Police

Lancashire
Constabulary

Leicestershire
Constabulary

Lincolnshire
Police

Merseyside
Police

Metropolitan
Police Services

Norfolk
Constabulary

North Wales
Police

North
Yorkshire...

Northamptonshir
e Police

Northumbria
Police

Nottinghamshire
Police

South Wales
Police

South
Yorkshire...

Staffordshire
Police

Suffolk
Constabulary

Surrey Police

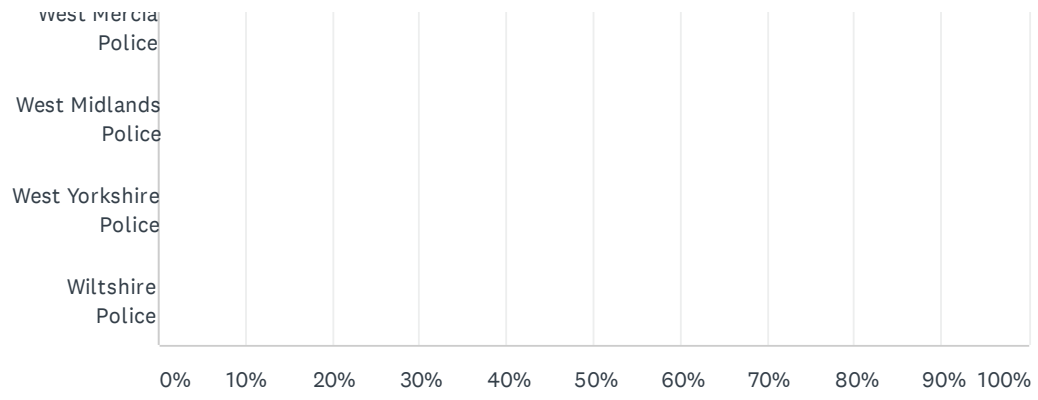
Sussex Police

Thames Valley
Police

Warwickshire
Police

West Mercia

Roads enforcement and safety survey



Roads enforcement and safety survey

ANSWER CHOICES	RESPONSES	
Avon and Somerset Constabulary	0.00%	0
Bedfordshire Police	0.00%	0
Cambridgeshire Constabulary	0.00%	0
Cheshire Constabulary	0.00%	0
City of London Police	0.00%	0
Cleveland Police	0.00%	0
Cumbria Constabulary	0.00%	0
Derbyshire Constabulary	0.00%	0
Devon and Cornwall Police	0.00%	0
Dorset Police	0.00%	0
Durham Constabulary	0.00%	0
Dyfed-Powys Police	0.00%	0
Essex Police	100.00%	3,740
Gloucestershire Constabulary	0.00%	0
Greater Manchester Police	0.00%	0
Gwent Police	0.00%	0
Hampshire Constabulary	0.00%	0
Hertfordshire Constabulary	0.00%	0
Humberside Police	0.00%	0
Kent Police	0.00%	0
Lancashire Constabulary	0.00%	0
Leicestershire Constabulary	0.00%	0
Lincolnshire Police	0.00%	0
Merseyside Police	0.00%	0
Metropolitan Police Services	0.00%	0
Norfolk Constabulary	0.00%	0
North Wales Police	0.00%	0
North Yorkshire Police	0.00%	0
Northamptonshire Police	0.00%	0
Northumbria Police	0.00%	0
Nottinghamshire Police	0.00%	0
South Wales Police	0.00%	0

Roads enforcement and safety survey

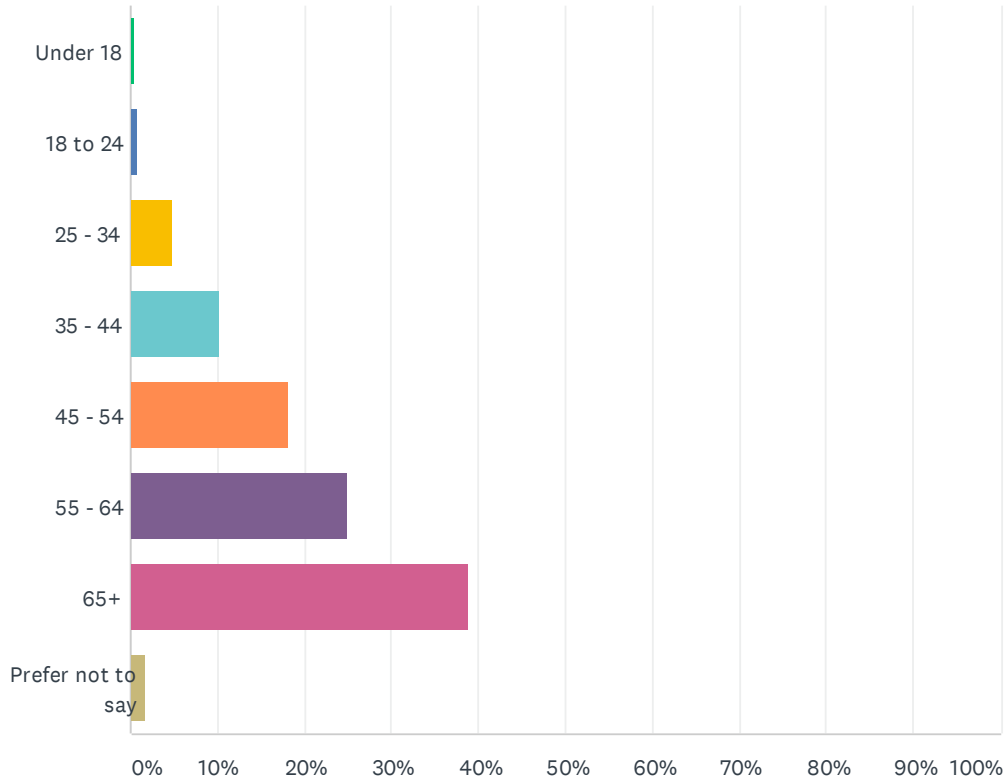
South Yorkshire Police	0.00%	0
Staffordshire Police	0.00%	0
Suffolk Constabulary	0.00%	0
Surrey Police	0.00%	0
Sussex Police	0.00%	0
Thames Valley Police	0.00%	0
Warwickshire Police	0.00%	0
West Mercia Police	0.00%	0
West Midlands Police	0.00%	0
West Yorkshire Police	0.00%	0
Wiltshire Police	0.00%	0
TOTAL		3,740

Q2 What is the first half of your postcode? (EG12)

Answered: 3,740 Skipped: 0

Q3 What is your age group?

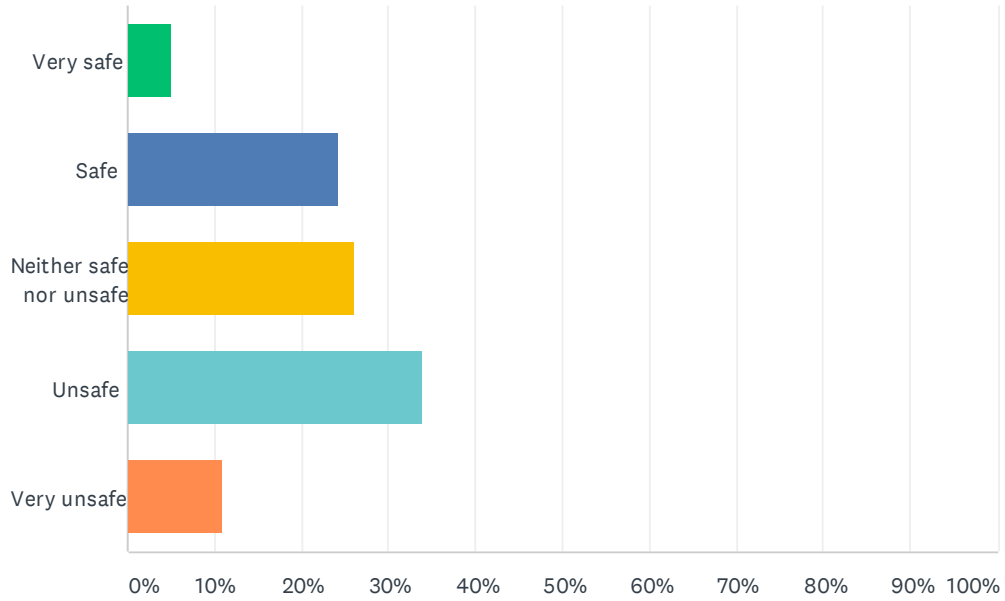
Answered: 3,740 Skipped: 0



ANSWER CHOICES	RESPONSES	
Under 18	0.32%	12
18 to 24	0.91%	34
25 - 34	4.81%	180
35 - 44	10.32%	386
45 - 54	18.18%	680
55 - 64	24.84%	929
65+	39.01%	1,459
Prefer not to say	1.60%	60
TOTAL		3,740

Q4 To what extent do you feel safe on the roads where you live?

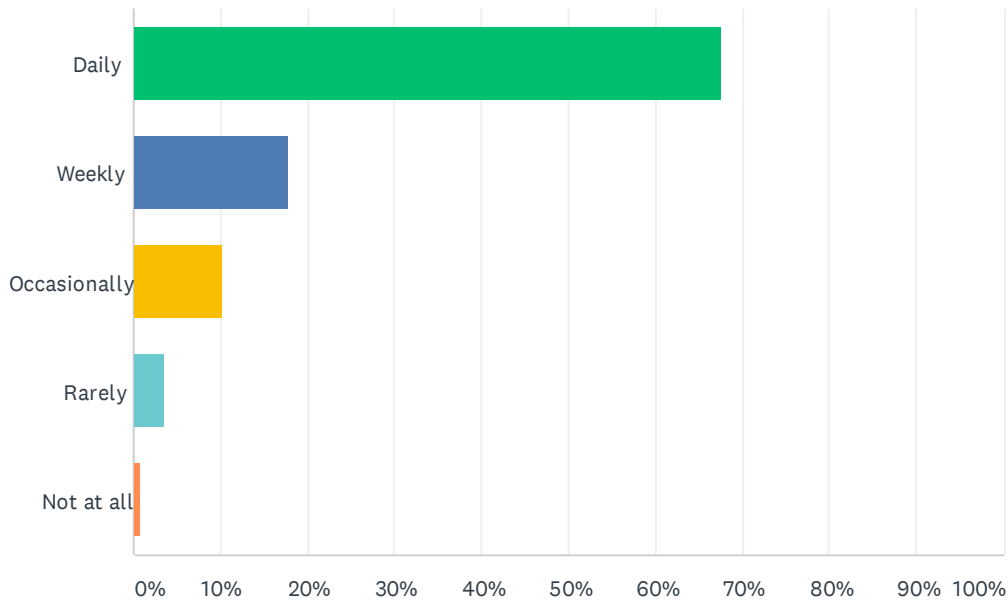
Answered: 3,740 Skipped: 0



ANSWER CHOICES	RESPONSES	
Very safe	4.97%	186
Safe	24.28%	908
Neither safe nor unsafe	26.07%	975
Unsafe	33.80%	1,264
Very unsafe	10.88%	407
TOTAL		3,740

Q5 To what extent do you witness road traffic offences on the roads where you live? (e.g using a mobile phone, speeding, not wearing a seatbelt etc)

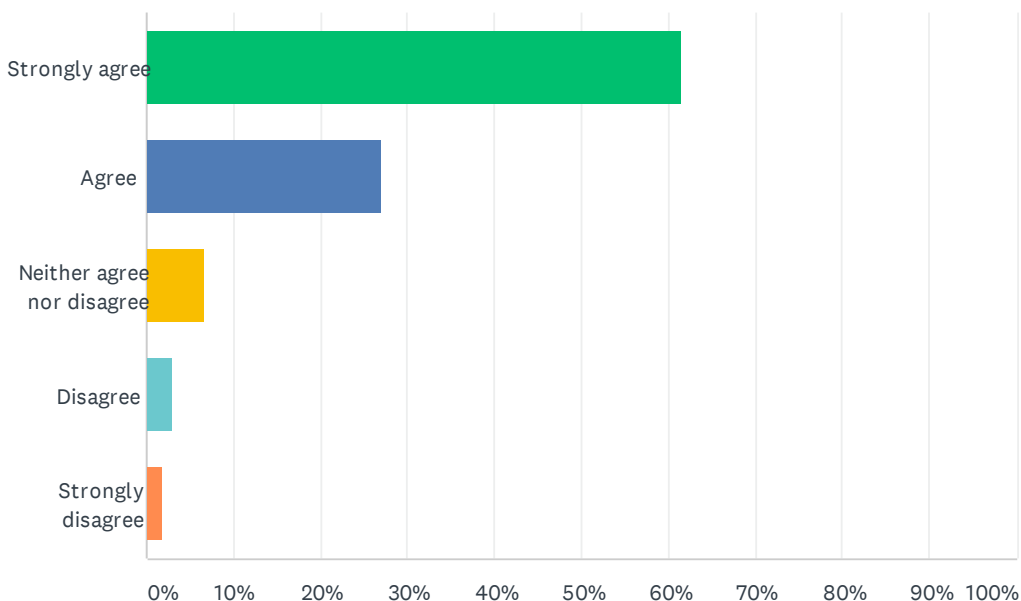
Answered: 3,740 Skipped: 0



ANSWER CHOICES	RESPONSES	
Daily	67.57%	2,527
Weekly	17.73%	663
Occasionally	10.29%	385
Rarely	3.50%	131
Not at all	0.91%	34
TOTAL		3,740

Q6 To what extent do you agree that offences that occur on roads where you live require more enforcement?

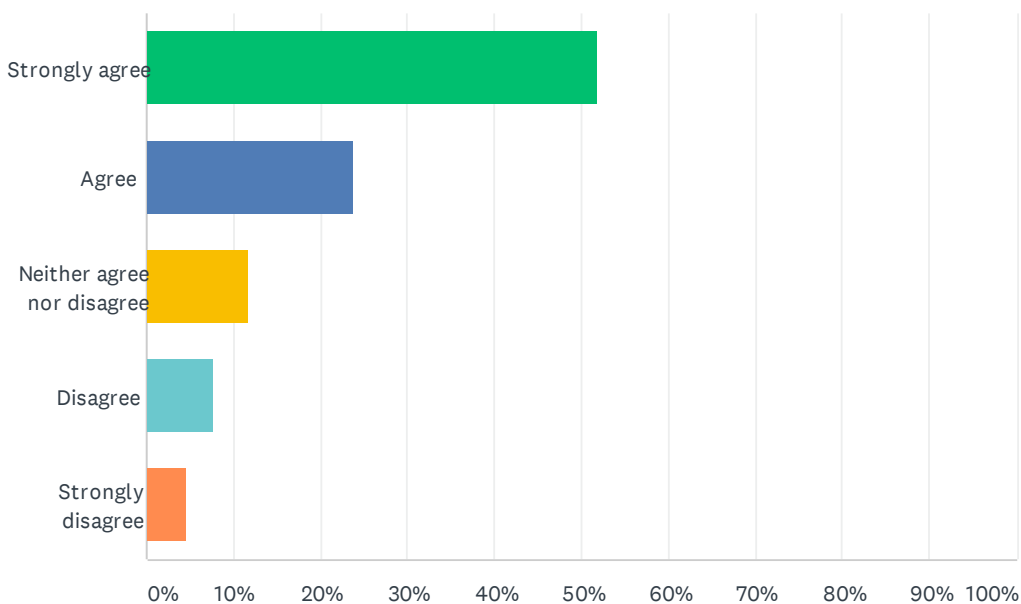
Answered: 3,740 Skipped: 0



ANSWER CHOICES	RESPONSES	
Strongly agree	61.55%	2,302
Agree	26.95%	1,008
Neither agree nor disagree	6.68%	250
Disagree	2.83%	106
Strongly disagree	1.98%	74
TOTAL		3,740

Q7 To what extent do you agree that fixed penalty fines for road traffic offences like speeding (currently £100 fine) and failure to wear a seatbelt (currently £100) should be increased to be in line with other serious offences like using a mobile phone whilst driving (currently £200) to serve as a greater deterrent?

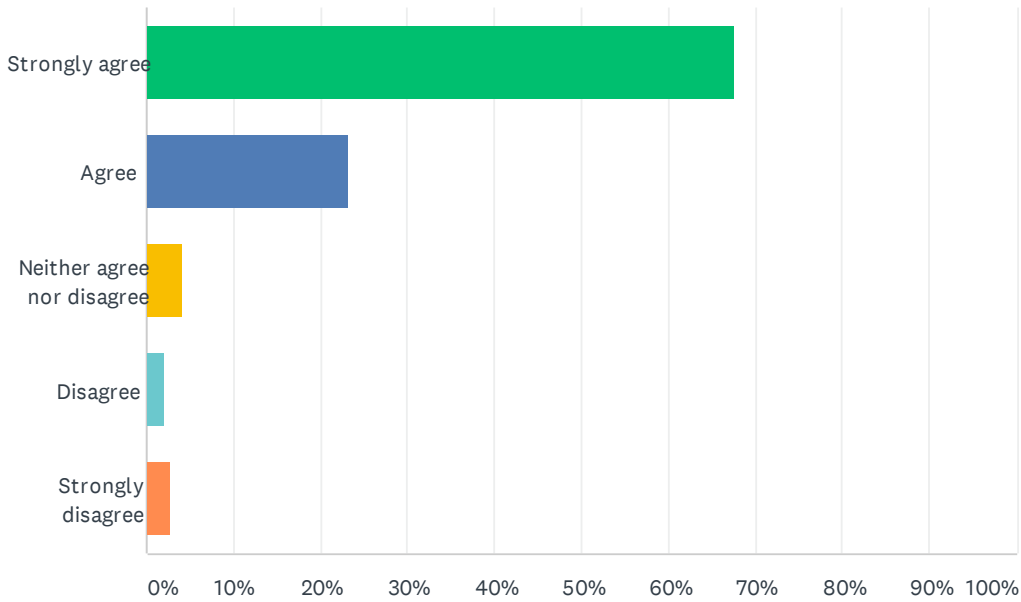
Answered: 3,740 Skipped: 0



ANSWER CHOICES	RESPONSES	
Strongly agree	51.95%	1,943
Agree	23.80%	890
Neither agree nor disagree	11.76%	440
Disagree	7.78%	291
Strongly disagree	4.71%	176
TOTAL		3,740

Q8 To what extent do you agree that some of the money raised through fixed penalty fines should be reinvested into enforcement and road safety measures to deny criminals the use of our roads and keep us safer?

Answered: 3,740 Skipped: 0



ANSWER CHOICES	RESPONSES	
Strongly agree	67.57%	2,527
Agree	23.32%	872
Neither agree nor disagree	4.17%	156
Disagree	2.19%	82
Strongly disagree	2.75%	103
TOTAL		3,740