

Police and Crime Commissioner for Essex and Chief Constable of Essex

SUMMARY OF ACCOUNTS 2014/15

Introduction

The Summary of Accounts sets out the main revenue and capital financial activity during the financial year 2014/15. The revenue expenditure information in this publication excludes certain transactions relating to International Accounting Standards with a view to simplifying the presentation of accounts. These transactions do not affect the bottom line deficit of £2.103m met by a contribution from the General Reserve. The full published Statement of Accounts and auditor's opinion can

be found on the Police and Crime Commissioner for Essex website www.essex.pcc.police.uk and the Essex Police website www.essex.police.uk.

The Summary Financial Statements have not been subject to audit and are not covered by the audit opinion on the published statement of accounts.

Treasurer to the Police & Crime Commissioner for Essex and Chief Finance Officer of the Chief Constable Statement

The PCC is responsible for preparing and delivering the police and crime plan, setting the budgets and precepts along with holding the Chief Constable to account. The Chief Constable is responsible for the direction and control of all officers and staff within Essex police. A budget of £266.955m was set for 2014/15 by the Police & Crime Commissioner. This budget enabled the PCC's priorities to be addressed under the following key themes for 2014/15:

- **Ensuring local solutions meet local problems**
- **Reducing domestic abuse & all hidden harms**
- **Supporting victims of crime**
- **Reducing youth offending and re-offending in general**
- **Tackling the consequences of alcohol and drugs abuse and mental health issues**
- **Improving road safety**
- **Improving crime prevention**
- **Increasing efficiency in policing through collaborative working and innovation**

The Chief Constable's main priorities for 2014/15 were:

- **Prevent and Reduce Crime and Harm**
- **Solve Crime and Bring Offenders to Justice**
- **Deliver Quality of Service that Promotes Satisfaction and Confidence in Policing**

2014/15 was the last of a four year period (2011/12 to 2014/15) covered by the Government's first spending review. This required significant reductions across all public sector spending to address the national budget deficit. From 2011/12 to 2014/15, target savings of £42m were achieved for the first spending review. Further savings of £17m in 2014/15 and 2015/16 are also required to meet the Government's second Comprehensive Spending Review. The savings will include the continuing reduction in the number of police officers and police staff and a reduction in PCSOs. The contribution from general reserves for 2014/15 was higher than planned, at £2.103m. Essex Police spends £158.80 per head of population compared to a national average of £183.50; this equates to 13.5% less than the national average. Essex Police has 1.71 police officers per 1000 population; this is less than the national (1.88) average. The same is replicated for PCSOs. Essex Police has 0.14 PCSOs per 1000 population compared to the national average of 0.24.

The element of Council Tax that funds policing services in Essex remains one of the lowest in the country. The relatively low number of police officers and police staff was highlighted in the HMIC 'Responding to Austerity' paper (2014). The report also commented on the fact that Essex has the lowest spend per capita nationally on non-pay costs.

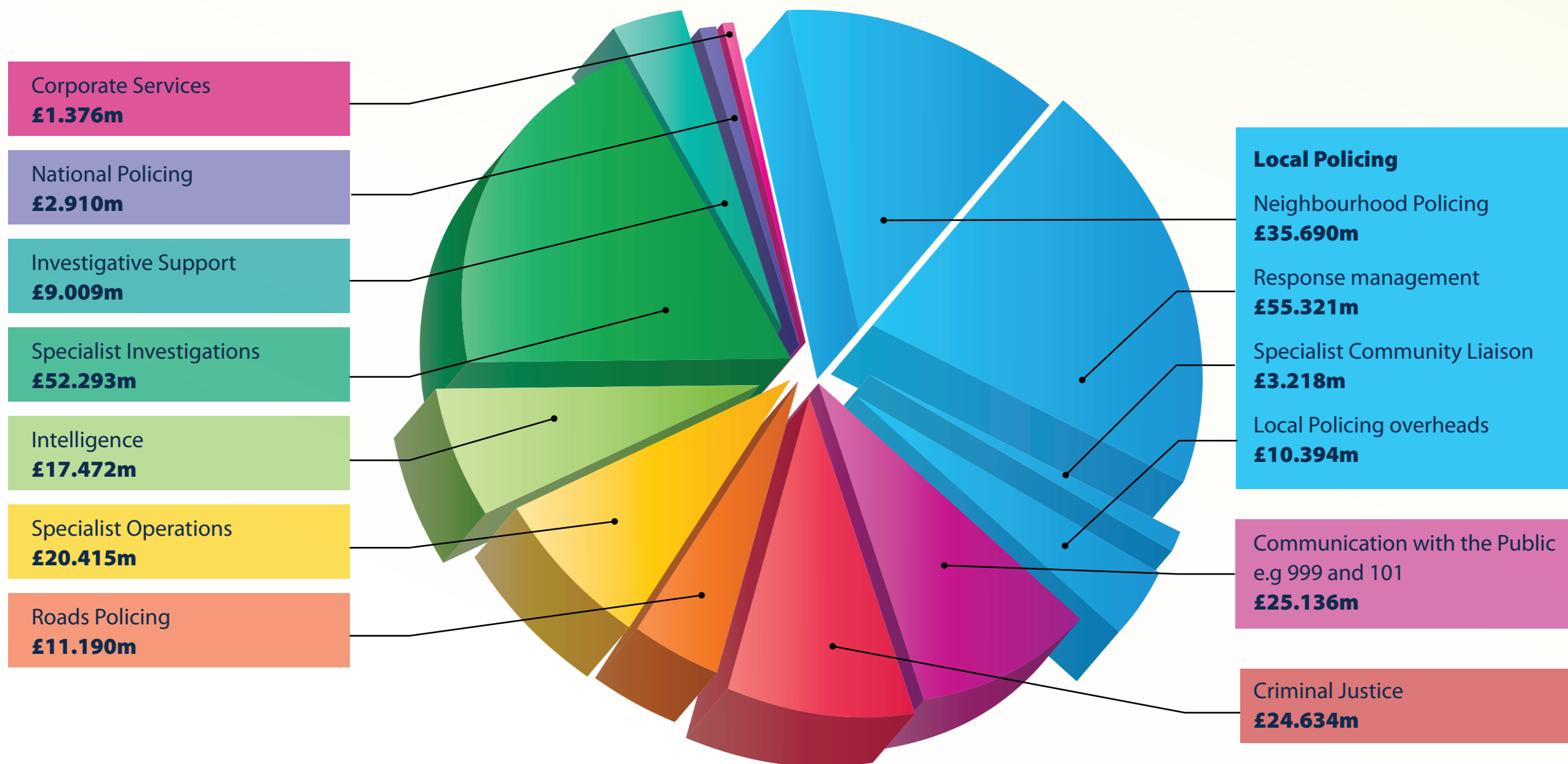
Charles Garbett BA (Hons) CPFA

Treasurer to the Police & Crime Commissioner for Essex

Deborah Martin BA (Hons) CPFA

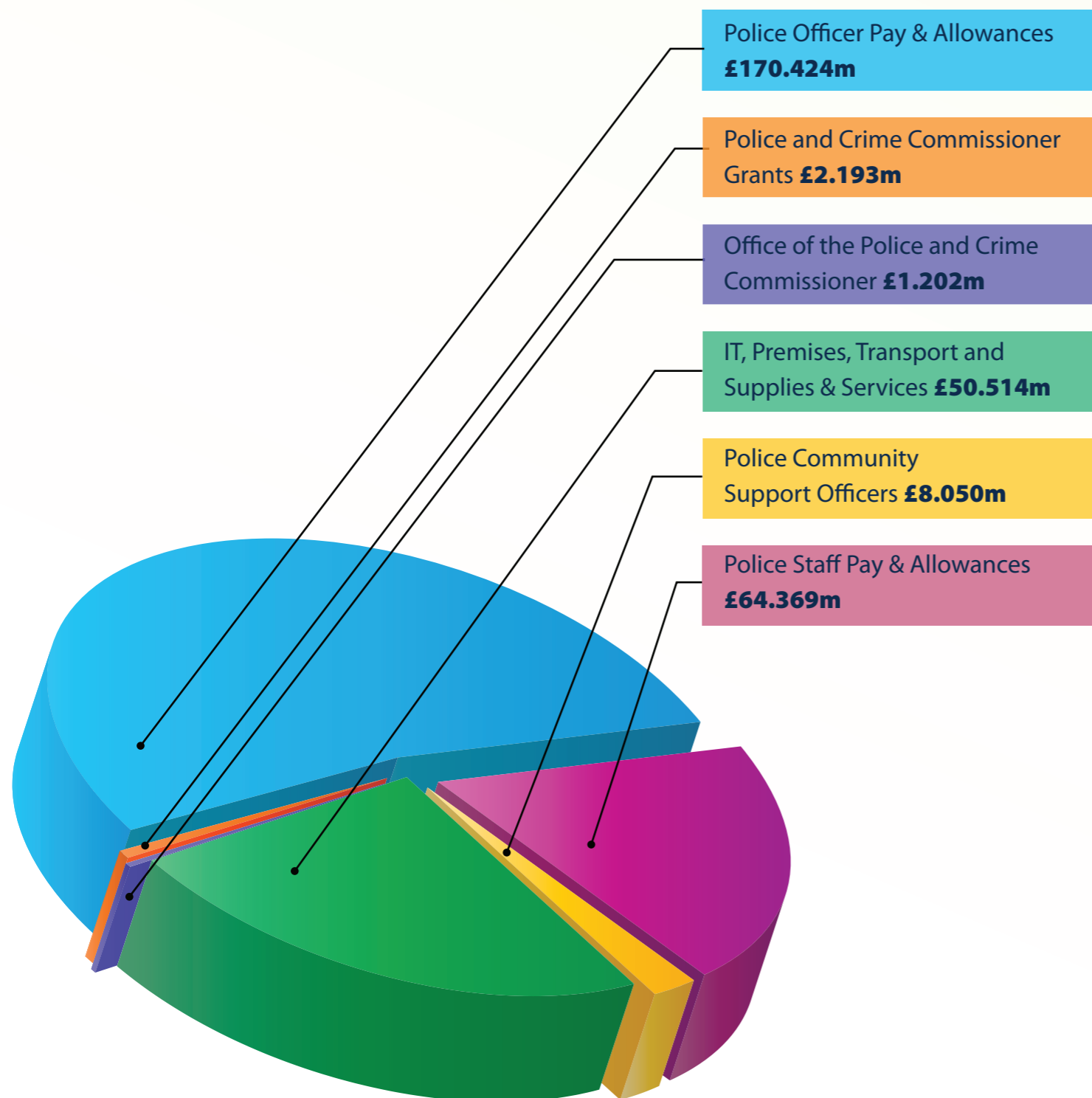
Chief Finance Officer of the Chief Constable

Amount spent on different policing services in 2014/15



Total £269.058m

What the money was spent on in 2014/15



Revenue Expenditure

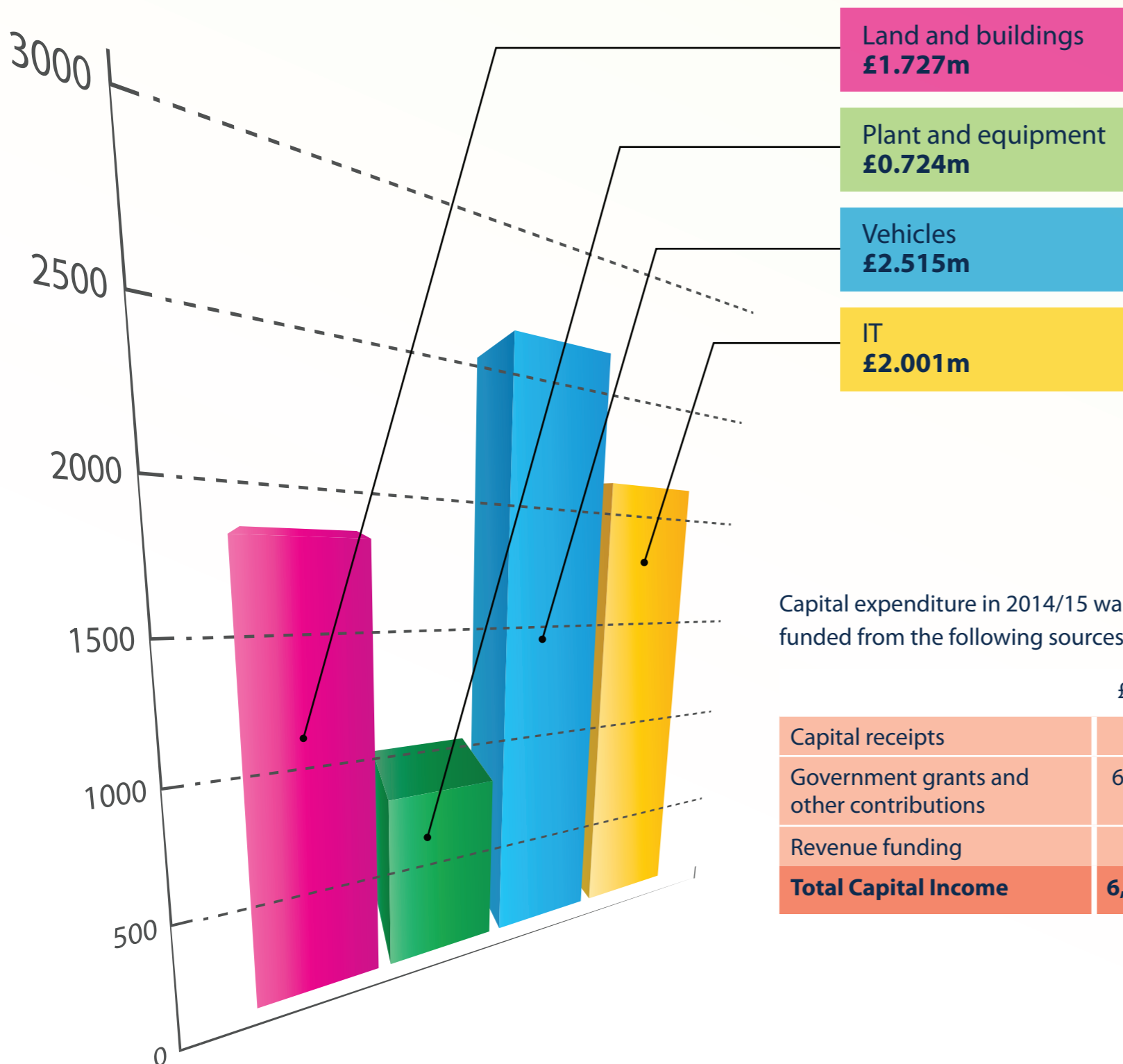
The cost of policing Essex and the funding for 2014/15 is shown below.

	2013/14 £000	2014/15 £000
Police Officer Pay & Allowances	174,373	170,424
Police Staff Pay & Allowances	59,717	64,369
Police Community Support Officers	10,339	8,050
IT, Premises, Transport, Supplies & Services and Earmarked Reserve transfer	55,247	50,514
Income	(30,481)	(27,486)
Net Interest Payable & (Received)	(220)	(208)
Operational Expenditure	271,626	265,663
Office of the Police and Crime Commissioner	1,073	1,202
Police and Crime Commissioner grants	2,650	2,193
Contribution (from) / to General Reserve	(1,083)	(2,103)
Net Budget Requirement	271,616	266,955

Funded by:

Police Grant	(114,441)	(110,111)
Local Gov. Grant (DCLG)	(60,950)	(58,110)
Community Safety Grant	(1,246)	0
Council Tax Support Grant	(10,966)	(10,992)
Council Tax Freeze Scheme Grant	(2,133)	(2,133)
Council Tax	(81,880)	(85,609)
Total Funding	(271,616)	(266,955)

Capital Expenditure 2014/15



Capital expenditure in 2014/15 was funded from the following sources:-

	£000
Capital receipts	661
Government grants and other contributions	6,077
Revenue funding	229
Total Capital Income	6,967

Balance Sheet

The table below summarises the Group's Balance Sheet as at 31st March.

	2013/14 £000	2014/15 £000
Operational Assets		
Land and Buildings	67,507	68,983
Plant and Equipment	8,741	8,051
Vehicles	5,807	5,791
Intangibles	662	708
Non-operational Assets		
Surplus Assets	5,258	2,440
Assets Under Construction	151	1,130
Assets held for sale	0	2,811
Investments	22,513	16,015
Stock	817	767
Cash	12,996	12,545
Money owed to the PCC	14,595	20,039
Money owed by the PCC	(19,218)	(22,806)
Finance Lease	(56)	0
Provisions	(2,943)	(4,136)
Unused Capital Grants	(734)	(457)
PCC's net worth	116,096	111,881
Financed by:-		
Useable reserves	37,590	31,005
Unusable reserves - capital	78,506	80,876
Total	116,096	111,881