

# SUMMARY OF ACCOUNTS

2015/16

## Introduction

The Summary of Accounts sets out the main revenue and capital financial activity during the financial year 2015/16. The revenue expenditure information in this publication excludes certain transactions relating to International Accounting Standards with a view to simplifying the presentation of accounts. These transactions do not affect the transfer to the General Reserve.

The Summary Financial Statements have not been subject to audit and are not covered by the audit opinion on the published statement of accounts

## Treasurer to the Police & Crime Commissioner for Essex and Chief Finance Officer of the Chief Constable Statement

The PCC is responsible for preparing and delivering the Police and Crime Plan, setting the budgets and precepts along with holding the Chief Constable to account. The Chief Constable is responsible for the direction and control of all officers and staff within Essex Police. A budget of £262.512m was set for 2015/16 by the Police & Crime Commissioner. This budget enabled the PCC's priorities to be addressed under the following key themes for 2015/16:

- **Ensuring local solutions meet local problems**
- **Reducing domestic abuse & all hidden harms**
- **Supporting victims of crime**
- **Reducing youth offending and re-offending in general**
- **Tackling the consequences of alcohol and drugs abuse and mental health issues**
- **Improving road safety**
- **Improving crime prevention**
- **Increasing efficiency in policing through collaborative working and innovation**

The Chief Constable's main priorities for 2015/16 were:

- **Prevent and Reduce Crime and Harm**
- **Solve Crime and Bring Offenders to Justice**
- **Deliver Quality of Service that Promotes Satisfaction and Confidence in Policing**

The full published Statement of Accounts and auditor's opinion can be found on the Police and Crime Commissioner for Essex website [essex.pcc.police.uk](http://essex.pcc.police.uk) and the Essex Police website [essex.police.uk](http://essex.police.uk).

Savings of £12m in 2015/16 were required to meet the Government's second Comprehensive Spending Review. The savings included the continuing reduction in the number of police officers and police staff. The contribution from general reserves for 2015/16 was as per the budget of £2.070m. Essex Police spends £149.50 per head of population compared to a national average of £176.40; this equates to 15.2% less than the national average. Essex Police has 1.64 police officers per 1000 population; this is less than the national (1.81) average. The same is replicated for PCSOs. Essex Police in 2015/16 has 0.15 PCSOs per 1000 population compared to the national average of 0.22.

The element of Council Tax that funds policing services in Essex remains one of the lowest in the country. The relatively low number of police officers and police staff was highlighted in the HMIC 'Responding to Austerity' paper (2014). The report also commented on the fact that Essex has the lowest spend per capita nationally on non-pay costs.

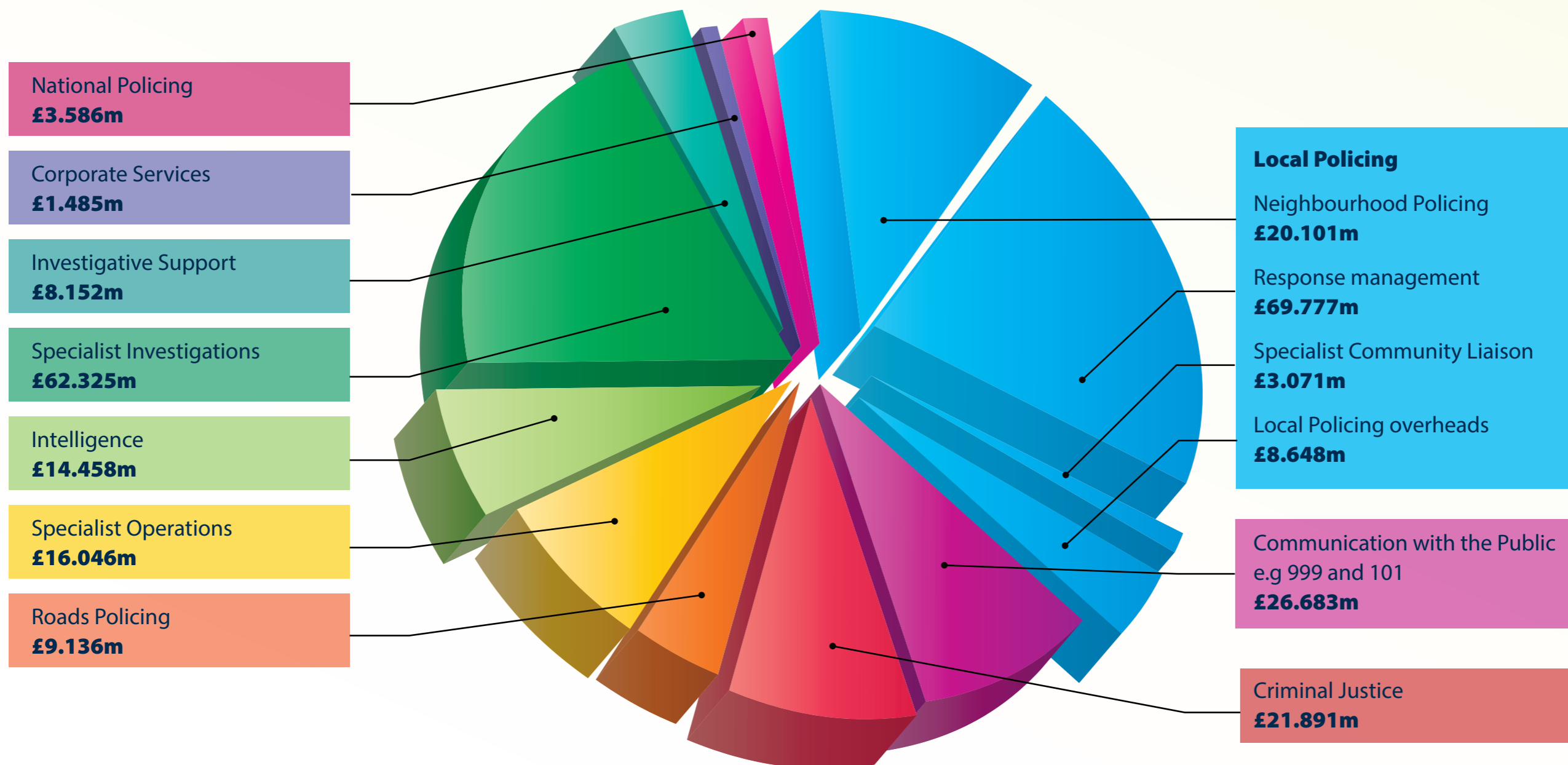
**Charles Garbett BA (Hons) CPFA**

Treasurer to the Police & Crime Commissioner for Essex

**Deborah Martin BA (Hons) CPFA**

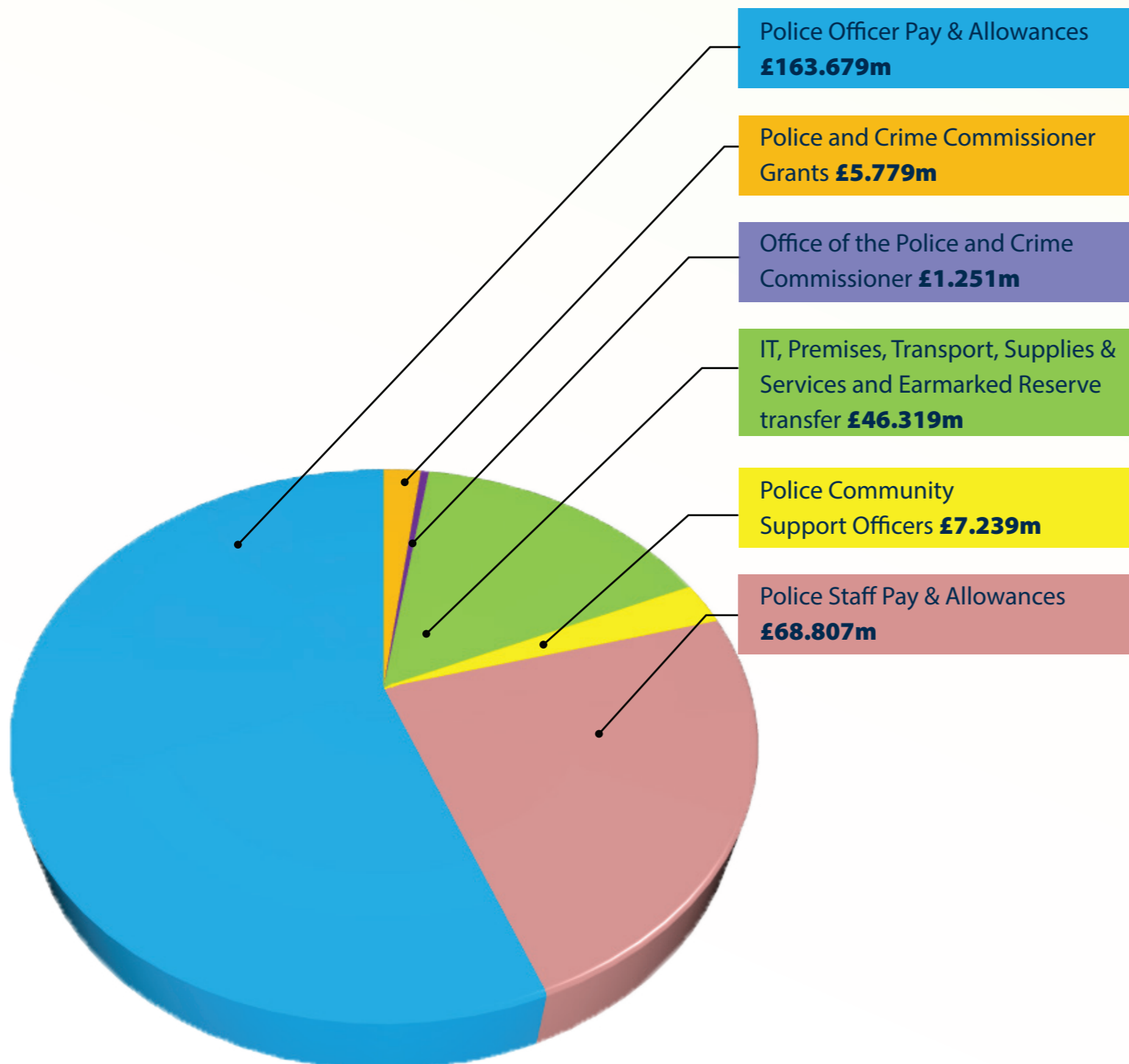
Chief Finance Officer of the Chief Constable

## Amount spent on different policing services in 2015/16



**Total £265.359m**

## What the money was spent on in 2015/16



## Revenue Expenditure

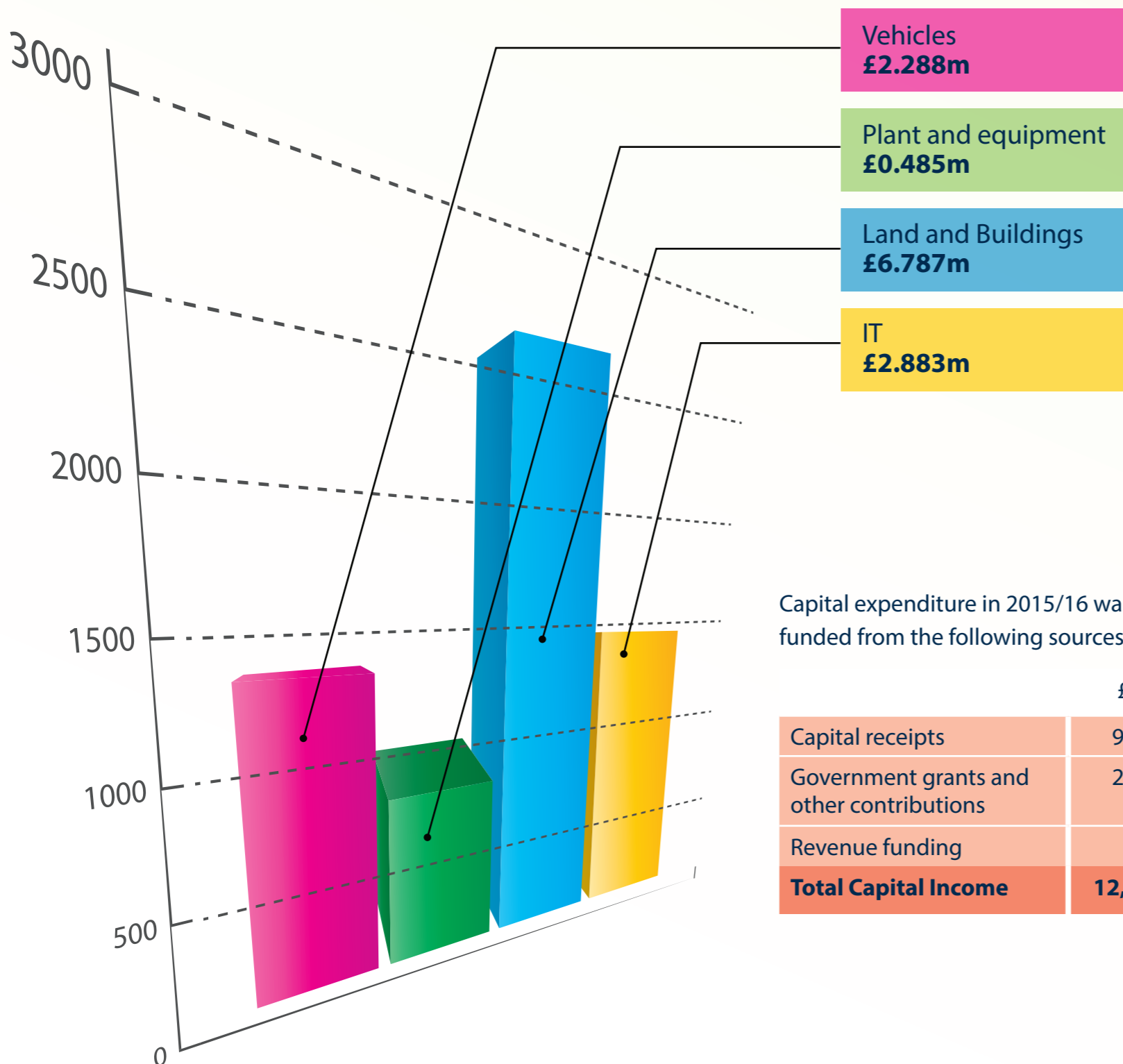
The cost of policing Essex and the funding for 2015/16 is shown below.

	2014/15 £000	2015/16 £000
Police Officer Pay & Allowances	170,424	163,679
Police Staff Pay & Allowances	64,369	68,807
Police Community Support Officers	8,050	7,239
IT, Premises, Transport, Supplies & Services and Earmarked Reserve transfer	50,514	46,319
Income	(27,486)	(28,163)
Net Interest Payable & (Received)	(208)	(134)
<b>Operational Expenditure</b>	<b>265,663</b>	<b>257,747</b>
Office of the Police and Crime Commissioner	1,202	1,251
Police and Crime Commissioner grants	2,193	5,779
Contribution (from) / to General Reserve	(2,103)	(2,070)
<b>Net Budget Requirement</b>	<b>266,955</b>	<b>262,707</b>

Funded by:

Police Grant	(110,111)	(103,372)
Local Gov. Grant (DCLG)	(58,110)	(56,253)
Council Tax Support Grant	(10,992)	(10,992)
Council Tax Freeze Scheme Grant	(2,133)	(2,133)
Council Tax	(85,609)	(89,957)
<b>Total Funding</b>	<b>(266,955)</b>	<b>(262,707)</b>

## Capital Expenditure 2015/16



Capital expenditure in 2015/16 was funded from the following sources:-

	£000
Capital receipts	9,067
Government grants and other contributions	2,894
Revenue funding	482
<b>Total Capital Income</b>	<b>12,443</b>

## Balance Sheet

The table below summarises the Group's Balance Sheet as at 31st March.

	2014/15 £000	2015/16 £000
<b>Operational Assets</b>		
Land and Buildings	68,983	68,709
Plant and Equipment	8,051	6,571
Vehicles	5,791	6,114
Intangibles	708	2,398
<b>Non-operational Assets</b>		
Surplus Assets	2,440	2,437
Assets Under Construction	1,130	4,735
Assets held for sale	2,811	389
Investments	16,015	0
Stock	767	706
Cash	12,545	16,283
Money owed to the PCC	20,039	28,847
Money owed by the PCC	(22,806)	(29,586)
Provisions	(4,136)	(3,064)
Unused Capital Grants	(457)	(488)
<b>PCC's net worth</b>	<b>111,881</b>	<b>104,051</b>
<b>Financed by:-</b>		
Useable reserves	31,005	20,736
Unusable reserves - capital	80,876	83,315
<b>Total</b>	<b>111,881</b>	<b>104,051</b>