


Corporate Services

Essex Police Performance Summary To April 2015



**ESSEX
POLICE**

Protecting and serving Essex

Date: May 2015
Unit: Performance Information Unit
Contact: Carrie Hill



Corporate Services: Performance Summary

Essex Police Performance Summary: To April 2015

1. Introduction

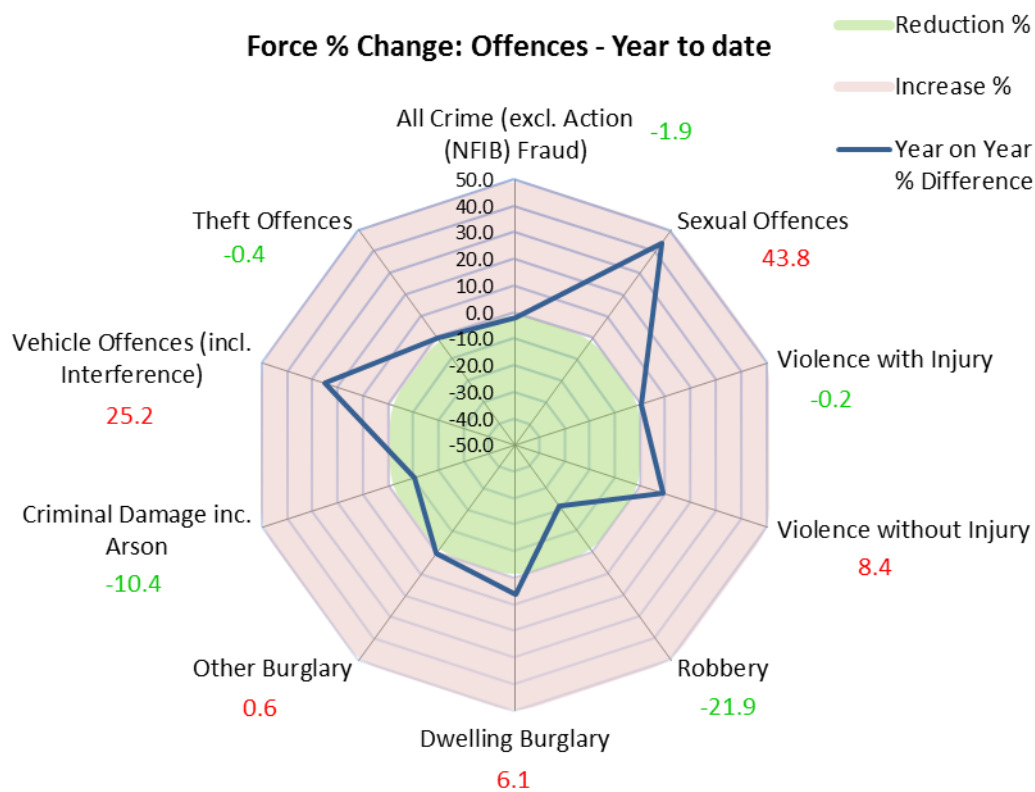
This performance summary is designed to pictorially represent how individual districts are performing within each crime type.

The report includes:

- Charts to show the cumulative number of offences in each district each year, for the specified crime type, with the % difference between the two periods labelled
- Tables of data relating to both of the above

No solved rates have been included in this report, as April 2015 data appears unusually low. We are seeking to establish the cause and resolve it.

2. Current Position

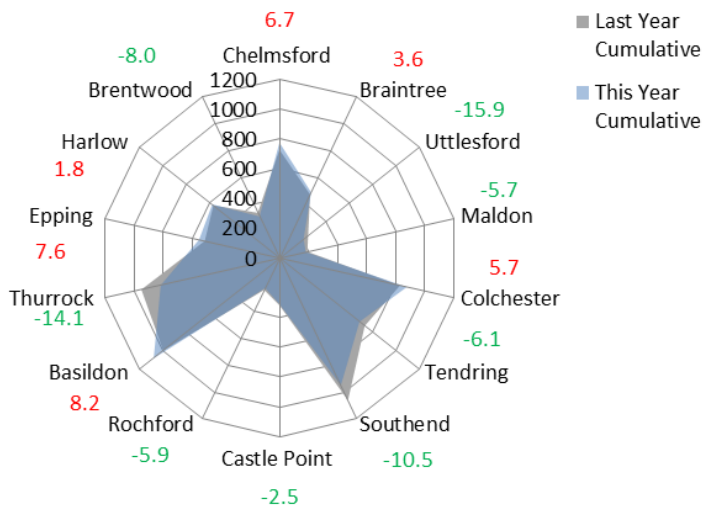




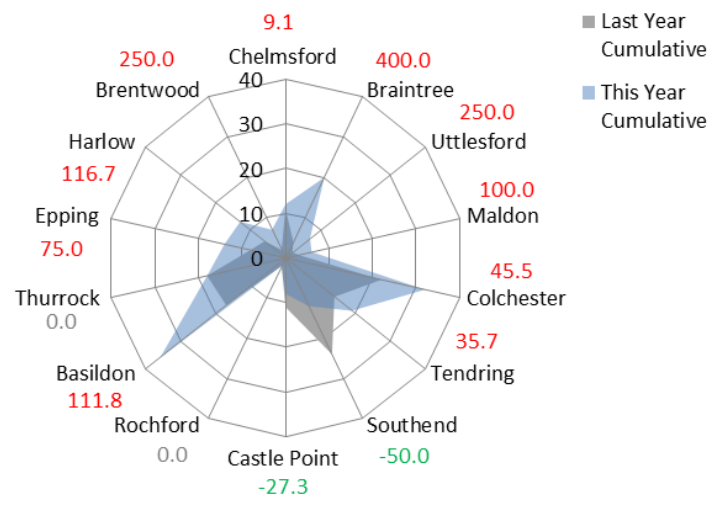
Corporate Services: Performance Summary

Essex Police Performance Summary: To April 2015

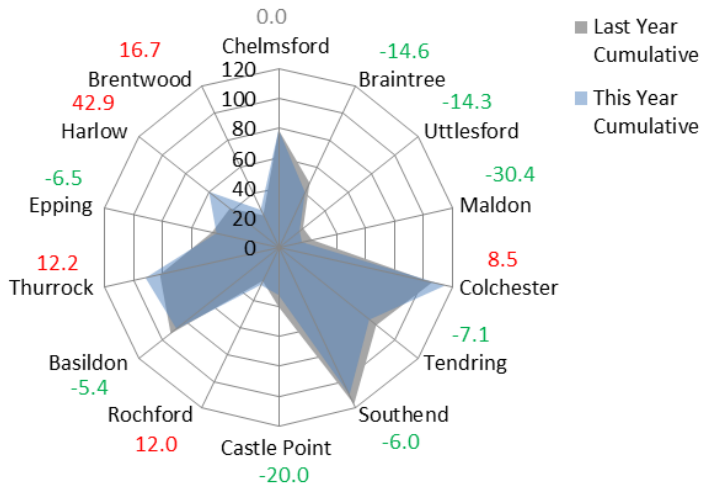
All Crime Offences - Year to date % Difference



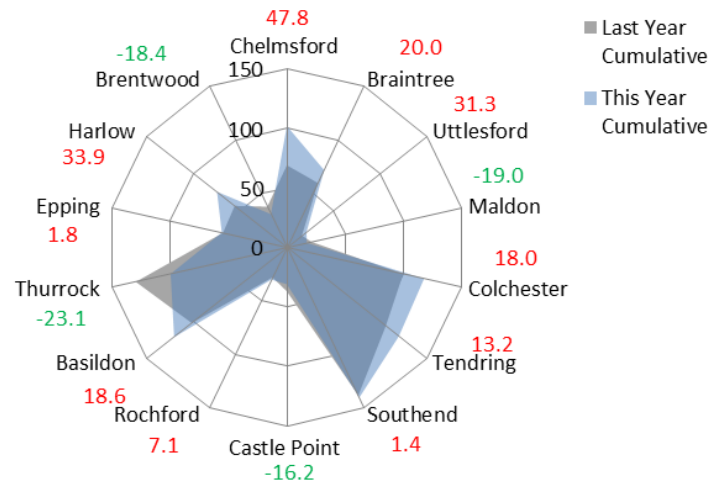
Sexual Offences - Year to date % Difference



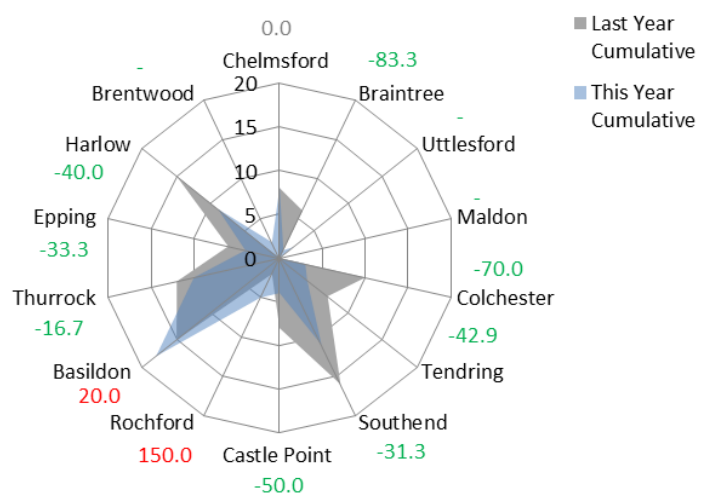
Violence with Injury Offences - Year to date % Difference



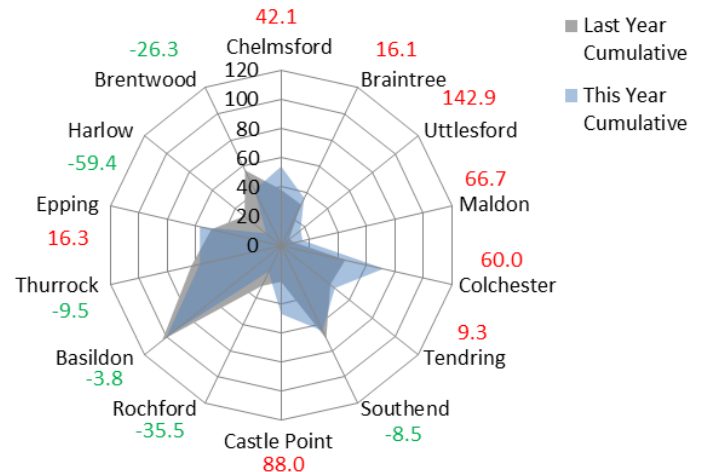
Violence without Injury Offences - Year to date % Difference



Robbery Offences - Year to date % Difference



Dwelling Burglary Offences - Year to date % Difference

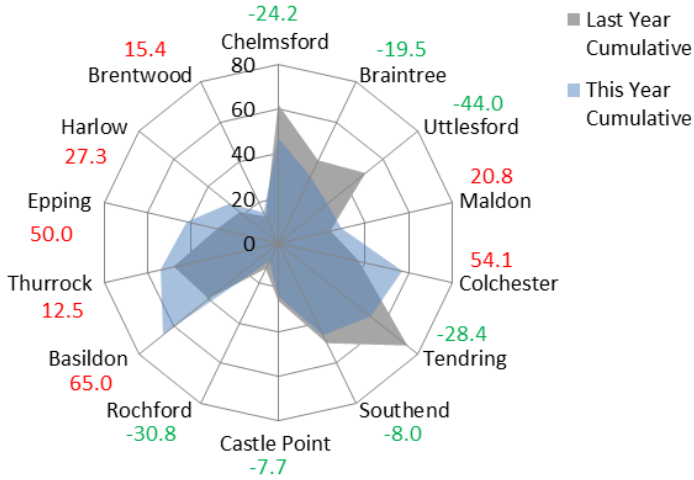




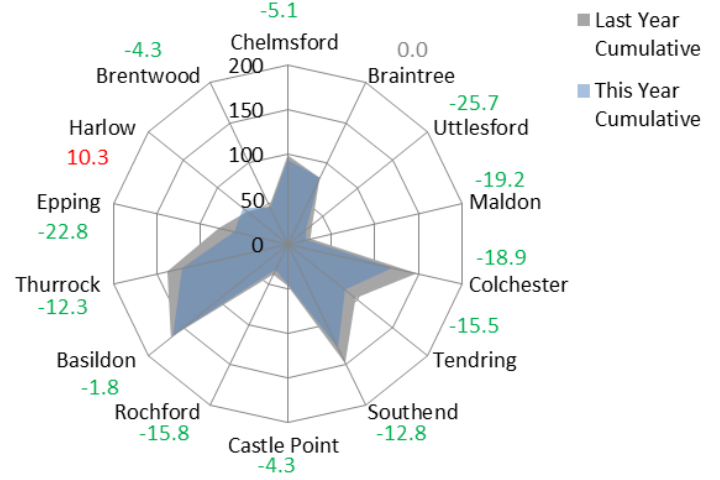
Corporate Services: Performance Summary

Essex Police Performance Summary: To April 2015

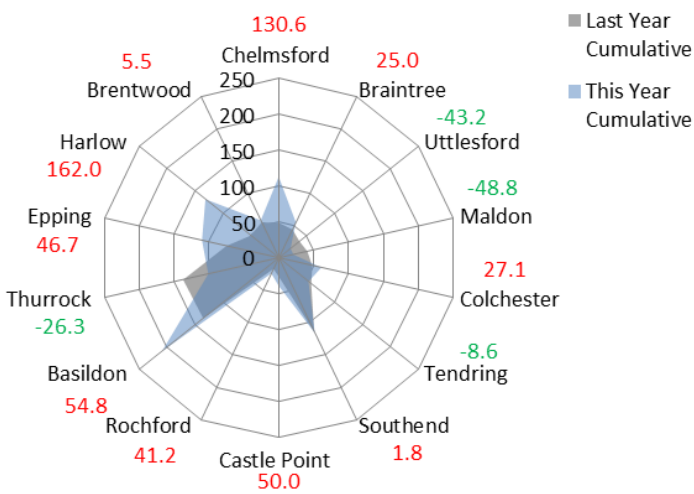
Other Burglary Offences - Year to date % Difference



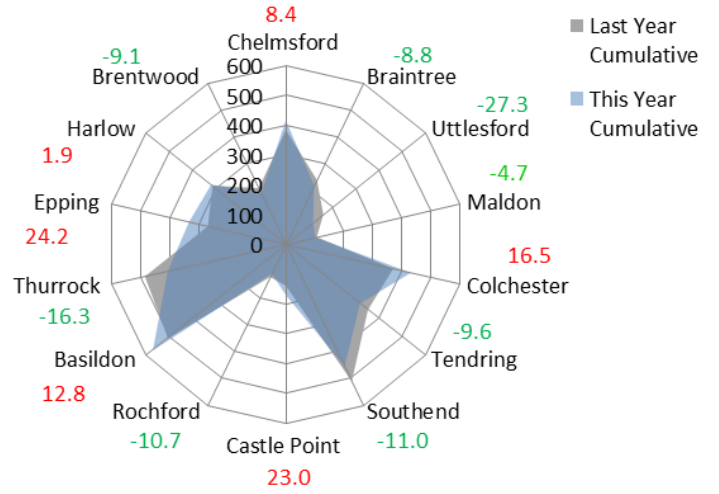
Criminal Damage Offences - Year to date % Difference



Vehicle Offences - Year to date % Difference



Theft Offences - Year to date % Difference





Corporate Services: Performance Summary

Essex Police Performance Summary: To April 2015

Force

Cumulative Year to April

Top Level	Offences			
Crime Type	2014	2015	# diff.	% diff.
Anti-Social Behaviour (incidents)	4464	5022	558	12.5
All Crime (excl. Action (NFIB) Fraud)	8269	8111	-158	-1.9
- State Based Crime	798	660	-138	-17.3
- Victim Based Crime	7471	7451	-20	-0.3
Victim Based Crime	Offences			
Crime Type	2014	2015	# diff.	% diff.
Violence Against the Person	1791	1872	81	4.5
- Homicide	1	3	2	200.0
- Violence with Injury	831	829	-2	-0.2
- Violence without Injury	959	1040	81	8.4
Sexual Offences	144	207	63	43.8
- Rape	59	83	24	40.7
- Rape - Under 16 yrs	16	28	12	75.0
- Rape - Over 16 yrs	43	55	12	27.9
- Other Sexual Offences	85	124	39	45.9
Robbery	105	82	-23	-21.9
- Robbery of business property	11	0	-11	-100.0
- Robbery of Personal Property	94	82	-12	-12.8
Theft Offences	4219	4204	-15	-0.4
- Burglary	1133	1173	40	3.5
- Dwelling Burglary	605	642	37	6.1
- Other Burglary	528	531	3	0.6
- Vehicle Offences (incl. Interference)	889	1113	224	25.2
- Theft from Vehicle	577	724	147	25.5
- Theft of Motor Vehicle	220	268	48	21.8
- Vehicle Interference	92	121	29	31.5
- Theft	2197	1918	-279	-12.7
- Theft from the Person	117	88	-29	-24.8
- Theft of Pedal Cycle	185	190	5	2.7
- Shoplifting	794	747	-47	-5.9
- Other Theft	1101	893	-208	-18.9
Criminal Damage inc. Arson	1212	1086	-126	-10.4
- Criminal Damage	1177	1056	-121	-10.3
- Arson	35	30	-5	-14.3
State Based Crime	Offences			
Crime Type	2014	2015	# diff.	% diff.
Drug Offences	321	217	-104	-32.4
- Trafficking of Drugs	47	50	3	6.4
- Possession of Drugs	274	167	-107	-39.1
Possession of Weapons	60	65	5	8.3
Public Order	320	291	-29	-9.1
Miscellaneous Crimes against Society	97	87	-10	-10.3



Corporate Services: Performance Summary

Essex Police Performance Summary: To April 2015

Chelmsford

Cumulative Year to April

Top Level		Offences			
Crime Type	2014	2015	# diff.	% diff.	
Anti-Social Behaviour (incidents)	345	421	76	22.0	
All Crime (excl. Action (NFIB) Fraud)	727	776	49	6.7	
- State Based Crime	78	66	-12	-15.4	
- Victim Based Crime	649	710	61	9.4	
Victim Based Crime		Offences			
Crime Type	2014	2015	# diff.	% diff.	
Violence Against the Person	148	181	33	22.3	
- Homicide	0	0	0	-	
- Violence with Injury	79	79	0	0.0	
- Violence without Injury	69	102	33	47.8	
Sexual Offences	11	12	1	9.1	
- Rape	4	6	2	50.0	
- Rape - Under 16 yrs	1	3	2	200.0	
- Rape - Over 16 yrs	3	3	0	0.0	
- Other Sexual Offences	7	6	-1	-14.3	
Robbery	8	8	0	0.0	
- Robbery of business property	0	0	0	-	
- Robbery of Personal Property	8	8	0	0.0	
Theft Offences	383	415	32	8.4	
- Burglary	100	101	1	1.0	
- Dwelling Burglary	38	54	16	42.1	
- Other Burglary	62	47	-15	-24.2	
- Vehicle Offences (incl. Interference)	49	113	64	130.6	
- Theft from Vehicle	25	68	43	172.0	
- Theft of Motor Vehicle	21	24	3	14.3	
- Vehicle Interference	3	21	18	600.0	
- Theft	234	201	-33	-14.1	
- Theft from the Person	20	10	-10	-50.0	
- Theft of Pedal Cycle	36	27	-9	-25.0	
- Shoplifting	66	82	16	24.2	
- Other Theft	112	82	-30	-26.8	
Criminal Damage inc. Arson	99	94	-5	-5.1	
- Criminal Damage	94	91	-3	-3.2	
- Arson	5	3	-2	-40.0	
State Based Crime		Offences			
Crime Type	2014	2015	# diff.	% diff.	
Drug Offences	31	31	0	0.0	
- Trafficking of Drugs	4	5	1	25.0	
- Possession of Drugs	27	26	-1	-3.7	
Possession of Weapons	4	6	2	50.0	
Public Order	33	24	-9	-27.3	
Miscellaneous Crimes against Society	10	5	-5	-50.0	



Corporate Services: Performance Summary

Essex Police Performance Summary: To April 2015

Braintree

Cumulative Year to April

Top Level	Offences			
Crime Type	2014	2015	# diff.	% diff.
Anti-Social Behaviour (incidents)	301	350	49	16.3
All Crime (excl. Action (NFIB) Fraud)	473	490	17	3.6
- State Based Crime	32	55	23	71.9
- Victim Based Crime	441	435	-6	-1.4
Victim Based Crime	Offences			
Crime Type	2014	2015	# diff.	% diff.
Violence Against the Person	109	113	4	3.7
- Homicide	1	0	-1	-100.0
- Violence with Injury	48	41	-7	-14.6
- Violence without Injury	60	72	12	20.0
Sexual Offences	4	20	16	400.0
- Rape	2	5	3	150.0
- Rape - Under 16 yrs	2	2	0	0.0
- Rape - Over 16 yrs	0	3	3	-
- Other Sexual Offences	2	15	13	650.0
Robbery	6	1	-5	-83.3
- Robbery of business property	3	0	-3	-100.0
- Robbery of Personal Property	3	1	-2	-66.7
Theft Offences	240	219	-21	-8.8
- Burglary	72	69	-3	-4.2
- Dwelling Burglary	31	36	5	16.1
- Other Burglary	41	33	-8	-19.5
- Vehicle Offences (incl. Interference)	44	55	11	25.0
- Theft from Vehicle	34	41	7	20.6
- Theft of Motor Vehicle	8	7	-1	-12.5
- Vehicle Interference	2	7	5	250.0
- Theft	124	95	-29	-23.4
- Theft from the Person	8	2	-6	-75.0
- Theft of Pedal Cycle	5	11	6	120.0
- Shoplifting	42	31	-11	-26.2
- Other Theft	69	51	-18	-26.1
Criminal Damage inc. Arson	82	82	0	0.0
- Criminal Damage	76	81	5	6.6
- Arson	6	1	-5	-83.3
State Based Crime	Offences			
Crime Type	2014	2015	# diff.	% diff.
Drug Offences	16	18	2	12.5
- Trafficking of Drugs	3	1	-2	-66.7
- Possession of Drugs	13	17	4	30.8
Possession of Weapons	0	5	5	-
Public Order	12	26	14	116.7
Miscellaneous Crimes against Society	4	6	2	50.0



Corporate Services: Performance Summary

Essex Police Performance Summary: To April 2015

Uttlesford

Cumulative Year to April

Top Level	Offences			
Crime Type	2014	2015	# diff.	% diff.
Anti-Social Behaviour (incidents)	104	118	14	13.5
All Crime (excl. Action (NFIB) Fraud)	246	207	-39	-15.9
- State Based Crime	11	16	5	45.5
- Victim Based Crime	235	191	-44	-18.7
Victim Based Crime	Offences			
Crime Type	2014	2015	# diff.	% diff.
Violence Against the Person	37	39	2	5.4
- Homicide	0	0	0	-
- Violence with Injury	21	18	-3	-14.3
- Violence without Injury	16	21	5	31.3
Sexual Offences	2	7	5	250.0
- Rape	1	2	1	100.0
- Rape - Under 16 yrs	0	0	0	-
- Rape - Over 16 yrs	1	2	1	100.0
- Other Sexual Offences	1	5	4	400.0
Robbery	0	2	2	-
- Robbery of business property	0	0	0	-
- Robbery of Personal Property	0	2	2	-
Theft Offences	161	117	-44	-27.3
- Burglary	57	45	-12	-21.1
- Dwelling Burglary	7	17	10	142.9
- Other Burglary	50	28	-22	-44.0
- Vehicle Offences (incl. Interference)	37	21	-16	-43.2
- Theft from Vehicle	29	17	-12	-41.4
- Theft of Motor Vehicle	4	1	-3	-75.0
- Vehicle Interference	4	3	-1	-25.0
- Theft	67	51	-16	-23.9
- Theft from the Person	0	4	4	-
- Theft of Pedal Cycle	2	1	-1	-50.0
- Shoplifting	16	7	-9	-56.3
- Other Theft	49	39	-10	-20.4
Criminal Damage inc. Arson	35	26	-9	-25.7
- Criminal Damage	35	26	-9	-25.7
- Arson	0	0	0	-
State Based Crime	Offences			
Crime Type	2014	2015	# diff.	% diff.
Drug Offences	6	4	-2	-33.3
- Trafficking of Drugs	2	0	-2	-100.0
- Possession of Drugs	4	4	0	0.0
Possession of Weapons	0	5	5	-
Public Order	4	5	1	25.0
Miscellaneous Crimes against Society	1	2	1	100.0



Corporate Services: Performance Summary

Essex Police Performance Summary: To April 2015

Maldon

Cumulative Year to April

Top Level		Offences			
Crime Type	2014	2015	# diff.	% diff.	
Anti-Social Behaviour (incidents)	76	98	22	28.9	
All Crime (excl. Action (NFIB) Fraud)	192	181	-11	-5.7	
- State Based Crime	12	19	7	58.3	
- Victim Based Crime	180	162	-18	-10.0	
Victim Based Crime		Offences			
Crime Type	2014	2015	# diff.	% diff.	
Violence Against the Person	44	33	-11	-25.0	
- Homicide	0	0	0	-	
- Violence with Injury	23	16	-7	-30.4	
- Violence without Injury	21	17	-4	-19.0	
Sexual Offences	3	6	3	100.0	
- Rape	1	5	4	400.0	
- Rape - Under 16 yrs	1	1	0	0.0	
- Rape - Over 16 yrs	0	4	4	-	
- Other Sexual Offences	2	1	-1	-50.0	
Robbery	0	0	0	-	
- Robbery of business property	0	0	0	-	
- Robbery of Personal Property	0	0	0	-	
Theft Offences	107	102	-5	-4.7	
- Burglary	33	44	11	33.3	
- Dwelling Burglary	9	15	6	66.7	
- Other Burglary	24	29	5	20.8	
- Vehicle Offences (incl. Interference)	41	21	-20	-48.8	
- Theft from Vehicle	27	13	-14	-51.9	
- Theft of Motor Vehicle	11	5	-6	-54.5	
- Vehicle Interference	3	3	0	0.0	
- Theft	33	37	4	12.1	
- Theft from the Person	2	5	3	150.0	
- Theft of Pedal Cycle	1	0	-1	-100.0	
- Shoplifting	5	7	2	40.0	
- Other Theft	25	25	0	0.0	
Criminal Damage inc. Arson	26	21	-5	-19.2	
- Criminal Damage	26	21	-5	-19.2	
- Arson	0	0	0	-	
State Based Crime		Offences			
Crime Type	2014	2015	# diff.	% diff.	
Drug Offences	6	5	-1	-16.7	
- Trafficking of Drugs	2	2	0	0.0	
- Possession of Drugs	4	3	-1	-25.0	
Possession of Weapons	1	3	2	200.0	
Public Order	3	8	5	166.7	
Miscellaneous Crimes against Society	2	3	1	50.0	



Corporate Services: Performance Summary

Essex Police Performance Summary: To April 2015

Colchester

Cumulative Year to April

Top Level	Offences			
Crime Type	2014	2015	# diff.	% diff.
Anti-Social Behaviour (incidents)	444	520	76	17.1
All Crime (excl. Action (NFIB) Fraud)	830	877	47	5.7
- State Based Crime	74	58	-16	-21.6
- Victim Based Crime	756	819	63	8.3
Victim Based Crime	Offences			
Crime Type	2014	2015	# diff.	% diff.
Violence Against the Person	206	233	27	13.1
- Homicide	0	0	0	-
- Violence with Injury	106	115	9	8.5
- Violence without Injury	100	118	18	18.0
Sexual Offences	22	32	10	45.5
- Rape	6	19	13	216.7
- Rape - Under 16 yrs	1	6	5	500.0
- Rape - Over 16 yrs	5	13	8	160.0
- Other Sexual Offences	16	13	-3	-18.8
Robbery	10	3	-7	-70.0
- Robbery of business property	1	0	-1	-100.0
- Robbery of Personal Property	9	3	-6	-66.7
Theft Offences	370	431	61	16.5
- Burglary	82	129	47	57.3
- Dwelling Burglary	45	72	27	60.0
- Other Burglary	37	57	20	54.1
- Vehicle Offences (incl. Interference)	48	61	13	27.1
- Theft from Vehicle	32	38	6	18.8
- Theft of Motor Vehicle	10	15	5	50.0
- Vehicle Interference	6	8	2	33.3
- Theft	240	241	1	0.4
- Theft from the Person	5	10	5	100.0
- Theft of Pedal Cycle	24	58	34	141.7
- Shoplifting	94	76	-18	-19.1
- Other Theft	117	97	-20	-17.1
Criminal Damage inc. Arson	148	120	-28	-18.9
- Criminal Damage	144	117	-27	-18.8
- Arson	4	3	-1	-25.0
State Based Crime	Offences			
Crime Type	2014	2015	# diff.	% diff.
Drug Offences	35	21	-14	-40.0
- Trafficking of Drugs	8	6	-2	-25.0
- Possession of Drugs	27	15	-12	-44.4
Possession of Weapons	3	6	3	100.0
Public Order	28	24	-4	-14.3
Miscellaneous Crimes against Society	8	7	-1	-12.5



Corporate Services: Performance Summary

Essex Police Performance Summary: To April 2015

Trending

Cumulative Year to April

Top Level	Offences			
Crime Type	2014	2015	# diff.	% diff.
Anti-Social Behaviour (incidents)	430	376	-54	-12.6
All Crime (excl. Action (NFIB) Fraud)	732	687	-45	-6.1
- State Based Crime	71	64	-7	-9.9
- Victim Based Crime	661	623	-38	-5.7
Victim Based Crime	Offences			
Crime Type	2014	2015	# diff.	% diff.
Violence Against the Person	190	199	9	4.7
- Homicide	0	1	1	-
- Violence with Injury	84	78	-6	-7.1
- Violence without Injury	106	120	14	13.2
Sexual Offences	14	19	5	35.7
- Rape	4	10	6	150.0
- Rape - Under 16 yrs	1	5	4	400.0
- Rape - Over 16 yrs	3	5	2	66.7
- Other Sexual Offences	10	9	-1	-10.0
Robbery	7	4	-3	-42.9
- Robbery of business property	1	0	-1	-100.0
- Robbery of Personal Property	6	4	-2	-33.3
Theft Offences	353	319	-34	-9.6
- Burglary	117	100	-17	-14.5
- Dwelling Burglary	43	47	4	9.3
- Other Burglary	74	53	-21	-28.4
- Vehicle Offences (incl. Interference)	58	53	-5	-8.6
- Theft from Vehicle	42	38	-4	-9.5
- Theft of Motor Vehicle	10	11	1	10.0
- Vehicle Interference	6	4	-2	-33.3
- Theft	178	166	-12	-6.7
- Theft from the Person	5	7	2	40.0
- Theft of Pedal Cycle	11	8	-3	-27.3
- Shoplifting	73	88	15	20.5
- Other Theft	89	63	-26	-29.2
Criminal Damage inc. Arson	97	82	-15	-15.5
- Criminal Damage	96	80	-16	-16.7
- Arson	1	2	1	100.0
State Based Crime	Offences			
Crime Type	2014	2015	# diff.	% diff.
Drug Offences	19	16	-3	-15.8
- Trafficking of Drugs	0	3	3	-
- Possession of Drugs	19	13	-6	-31.6
Possession of Weapons	7	2	-5	-71.4
Public Order	33	32	-1	-3.0
Miscellaneous Crimes against Society	12	14	2	16.7



Corporate Services: Performance Summary

Essex Police Performance Summary: To April 2015

Southend

Cumulative Year to April

Top Level	Offences			
Crime Type	2014	2015	# diff.	% diff.
Anti-Social Behaviour (incidents)	611	732	121	19.8
All Crime (excl. Action (NFIB) Fraud)	1061	950	-111	-10.5
- State Based Crime	107	93	-14	-13.1
- Victim Based Crime	954	857	-97	-10.2
Victim Based Crime	Offences			
Crime Type	2014	2015	# diff.	% diff.
Violence Against the Person	255	250	-5	-2.0
- Homicide	0	0	0	-
- Violence with Injury	117	110	-7	-6.0
- Violence without Injury	138	140	2	1.4
Sexual Offences	24	12	-12	-50.0
- Rape	10	4	-6	-60.0
- Rape - Under 16 yrs	2	0	-2	-100.0
- Rape - Over 16 yrs	8	4	-4	-50.0
- Other Sexual Offences	14	8	-6	-42.9
Robbery	16	11	-5	-31.3
- Robbery of business property	2	0	-2	-100.0
- Robbery of Personal Property	14	11	-3	-21.4
Theft Offences	511	455	-56	-11.0
- Burglary	121	111	-10	-8.3
- Dwelling Burglary	71	65	-6	-8.5
- Other Burglary	50	46	-4	-8.0
- Vehicle Offences (incl. Interference)	114	116	2	1.8
- Theft from Vehicle	67	88	21	31.3
- Theft of Motor Vehicle	36	24	-12	-33.3
- Vehicle Interference	11	4	-7	-63.6
- Theft	276	228	-48	-17.4
- Theft from the Person	19	12	-7	-36.8
- Theft of Pedal Cycle	33	21	-12	-36.4
- Shoplifting	97	105	8	8.2
- Other Theft	127	90	-37	-29.1
Criminal Damage inc. Arson	148	129	-19	-12.8
- Criminal Damage	142	128	-14	-9.9
- Arson	6	1	-5	-83.3
State Based Crime	Offences			
Crime Type	2014	2015	# diff.	% diff.
Drug Offences	31	37	6	19.4
- Trafficking of Drugs	7	16	9	128.6
- Possession of Drugs	24	21	-3	-12.5
Possession of Weapons	7	7	0	0.0
Public Order	51	38	-13	-25.5
Miscellaneous Crimes against Society	18	11	-7	-38.9



Corporate Services: Performance Summary

Essex Police Performance Summary: To April 2015

Castle Point

Cumulative Year to April

Top Level	Offences			
Crime Type	2014	2015	# diff.	% diff.
Anti-Social Behaviour (incidents)	185	215	30	16.2
All Crime (excl. Action (NFIB) Fraud)	318	310	-8	-2.5
- State Based Crime	36	19	-17	-47.2
- Victim Based Crime	282	291	9	3.2
Victim Based Crime	Offences			
Crime Type	2014	2015	# diff.	% diff.
Violence Against the Person	77	63	-14	-18.2
- Homicide	0	0	0	-
- Violence with Injury	40	32	-8	-20.0
- Violence without Injury	37	31	-6	-16.2
Sexual Offences	11	8	-3	-27.3
- Rape	7	3	-4	-57.1
- Rape - Under 16 yrs	1	0	-1	-100.0
- Rape - Over 16 yrs	6	3	-3	-50.0
- Other Sexual Offences	4	5	1	25.0
Robbery	8	4	-4	-50.0
- Robbery of business property	0	0	0	-
- Robbery of Personal Property	8	4	-4	-50.0
Theft Offences	139	171	32	23.0
- Burglary	51	71	20	39.2
- Dwelling Burglary	25	47	22	88.0
- Other Burglary	26	24	-2	-7.7
- Vehicle Offences (incl. Interference)	26	39	13	50.0
- Theft from Vehicle	14	22	8	57.1
- Theft of Motor Vehicle	10	14	4	40.0
- Vehicle Interference	2	3	1	50.0
- Theft	62	61	-1	-1.6
- Theft from the Person	1	3	2	200.0
- Theft of Pedal Cycle	7	5	-2	-28.6
- Shoplifting	18	22	4	22.2
- Other Theft	36	31	-5	-13.9
Criminal Damage inc. Arson	47	45	-2	-4.3
- Criminal Damage	46	42	-4	-8.7
- Arson	1	3	2	200.0
State Based Crime	Offences			
Crime Type	2014	2015	# diff.	% diff.
Drug Offences	18	6	-12	-66.7
- Trafficking of Drugs	3	2	-1	-33.3
- Possession of Drugs	15	4	-11	-73.3
Possession of Weapons	1	1	0	0.0
Public Order	14	9	-5	-35.7
Miscellaneous Crimes against Society	3	3	0	0.0



Corporate Services: Performance Summary

Essex Police Performance Summary: To April 2015

Rochford

Cumulative Year to April

Top Level	Offences			
Crime Type	2014	2015	# diff.	% diff.
Anti-Social Behaviour (incidents)	135	143	8	5.9
All Crime (excl. Action (NFIB) Fraud)	238	224	-14	-5.9
- State Based Crime	21	18	-3	-14.3
- Victim Based Crime	217	206	-11	-5.1
Victim Based Crime	Offences			
Crime Type	2014	2015	# diff.	% diff.
Violence Against the Person	53	58	5	9.4
- Homicide	0	0	0	-
- Violence with Injury	25	28	3	12.0
- Violence without Injury	28	30	2	7.1
Sexual Offences	2	2	0	0.0
- Rape	1	1	0	0.0
- Rape - Under 16 yrs	1	0	-1	-100.0
- Rape - Over 16 yrs	0	1	1	-
- Other Sexual Offences	1	1	0	0.0
Robbery	2	5	3	150.0
- Robbery of business property	0	0	0	-
- Robbery of Personal Property	2	5	3	150.0
Theft Offences	122	109	-13	-10.7
- Burglary	44	29	-15	-34.1
- Dwelling Burglary	31	20	-11	-35.5
- Other Burglary	13	9	-4	-30.8
- Vehicle Offences (incl. Interference)	17	24	7	41.2
- Theft from Vehicle	11	10	-1	-9.1
- Theft of Motor Vehicle	5	12	7	140.0
- Vehicle Interference	1	2	1	100.0
- Theft	61	56	-5	-8.2
- Theft from the Person	5	1	-4	-80.0
- Theft of Pedal Cycle	3	5	2	66.7
- Shoplifting	17	25	8	47.1
- Other Theft	36	25	-11	-30.6
Criminal Damage inc. Arson	38	32	-6	-15.8
- Criminal Damage	36	31	-5	-13.9
- Arson	2	1	-1	-50.0
State Based Crime	Offences			
Crime Type	2014	2015	# diff.	% diff.
Drug Offences	9	8	-1	-11.1
- Trafficking of Drugs	3	1	-2	-66.7
- Possession of Drugs	6	7	1	16.7
Possession of Weapons	1	1	0	0.0
Public Order	7	8	1	14.3
Miscellaneous Crimes against Society	4	1	-3	-75.0



Corporate Services: Performance Summary

Essex Police Performance Summary: To April 2015

Basildon

Cumulative Year to April

Top Level	Offences			
Crime Type	2014	2015	# diff.	% diff.
Anti-Social Behaviour (incidents)	505	535	30	5.9
All Crime (excl. Action (NFIB) Fraud)	999	1081	82	8.2
- State Based Crime	98	82	-16	-16.3
- Victim Based Crime	901	999	98	10.9
Victim Based Crime	Offences			
Crime Type	2014	2015	# diff.	% diff.
Violence Against the Person	195	209	14	7.2
- Homicide	0	0	0	-
- Violence with Injury	93	88	-5	-5.4
- Violence without Injury	102	121	19	18.6
Sexual Offences	17	36	19	111.8
- Rape	10	10	0	0.0
- Rape - Under 16 yrs	2	6	4	200.0
- Rape - Over 16 yrs	8	4	-4	-50.0
- Other Sexual Offences	7	26	19	271.4
Robbery	15	18	3	20.0
- Robbery of business property	1	0	-1	-100.0
- Robbery of Personal Property	14	18	4	28.6
Theft Offences	507	572	65	12.8
- Burglary	144	166	22	15.3
- Dwelling Burglary	104	100	-4	-3.8
- Other Burglary	40	66	26	65.0
- Vehicle Offences (incl. Interference)	135	209	74	54.8
- Theft from Vehicle	100	134	34	34.0
- Theft of Motor Vehicle	18	48	30	166.7
- Vehicle Interference	17	27	10	58.8
- Theft	228	197	-31	-13.6
- Theft from the Person	16	10	-6	-37.5
- Theft of Pedal Cycle	20	19	-1	-5.0
- Shoplifting	73	88	15	20.5
- Other Theft	119	80	-39	-32.8
Criminal Damage inc. Arson	167	164	-3	-1.8
- Criminal Damage	167	162	-5	-3.0
- Arson	0	2	2	-
State Based Crime	Offences			
Crime Type	2014	2015	# diff.	% diff.
Drug Offences	53	32	-21	-39.6
- Trafficking of Drugs	3	8	5	166.7
- Possession of Drugs	50	24	-26	-52.0
Possession of Weapons	4	5	1	25.0
Public Order	23	35	12	52.2
Miscellaneous Crimes against Society	18	10	-8	-44.4



Corporate Services: Performance Summary

Essex Police Performance Summary: To April 2015

Thurrock

Cumulative Year to April

Top Level	Offences			
Crime Type	2014	2015	# diff.	% diff.
Anti-Social Behaviour (incidents)	505	538	33	6.5
All Crime (excl. Action (NFIB) Fraud)	952	818	-134	-14.1
- State Based Crime	86	69	-17	-19.8
- Victim Based Crime	866	749	-117	-13.5
Victim Based Crime	Offences			
Crime Type	2014	2015	# diff.	% diff.
Violence Against the Person	212	193	-19	-9.0
- Homicide	0	1	1	-
- Violence with Injury	82	92	10	12.2
- Violence without Injury	130	100	-30	-23.1
Sexual Offences	18	18	0	0.0
- Rape	6	6	0	0.0
- Rape - Under 16 yrs	2	2	0	0.0
- Rape - Over 16 yrs	4	4	0	0.0
- Other Sexual Offences	12	12	0	0.0
Robbery	12	10	-2	-16.7
- Robbery of business property	3	0	-3	-100.0
- Robbery of Personal Property	9	10	1	11.1
Theft Offences	486	407	-79	-16.3
- Burglary	111	111	0	0.0
- Dwelling Burglary	63	57	-6	-9.5
- Other Burglary	48	54	6	12.5
- Vehicle Offences (incl. Interference)	137	101	-36	-26.3
- Theft from Vehicle	79	60	-19	-24.1
- Theft of Motor Vehicle	43	37	-6	-14.0
- Vehicle Interference	15	4	-11	-73.3
- Theft	238	195	-43	-18.1
- Theft from the Person	13	7	-6	-46.2
- Theft of Pedal Cycle	21	13	-8	-38.1
- Shoplifting	100	78	-22	-22.0
- Other Theft	104	97	-7	-6.7
Criminal Damage inc. Arson	138	121	-17	-12.3
- Criminal Damage	130	112	-18	-13.8
- Arson	8	9	1	12.5
State Based Crime	Offences			
Crime Type	2014	2015	# diff.	% diff.
Drug Offences	34	17	-17	-50.0
- Trafficking of Drugs	6	2	-4	-66.7
- Possession of Drugs	28	15	-13	-46.4
Possession of Weapons	4	8	4	100.0
Public Order	40	32	-8	-20.0
Miscellaneous Crimes against Society	8	12	4	50.0



Corporate Services: Performance Summary

Essex Police Performance Summary: To April 2015

Epping

Cumulative Year to April

Top Level	Offences			
Crime Type	2014	2015	# diff.	% diff.
Anti-Social Behaviour (incidents)	299	368	69	23.1
All Crime (excl. Action (NFIB) Fraud)	515	554	39	7.6
- State Based Crime	52	42	-10	-19.2
- Victim Based Crime	463	512	49	10.6
Victim Based Crime	Offences			
Crime Type	2014	2015	# diff.	% diff.
Violence Against the Person	101	99	-2	-2.0
- Homicide	0	0	0	-
- Violence with Injury	46	43	-3	-6.5
- Violence without Injury	55	56	1	1.8
Sexual Offences	8	14	6	75.0
- Rape	5	5	0	0.0
- Rape - Under 16 yrs	1	2	1	100.0
- Rape - Over 16 yrs	4	3	-1	-25.0
- Other Sexual Offences	3	9	6	200.0
Robbery	6	4	-2	-33.3
- Robbery of business property	0	0	0	-
- Robbery of Personal Property	6	4	-2	-33.3
Theft Offences	269	334	65	24.2
- Burglary	77	99	22	28.6
- Dwelling Burglary	49	57	8	16.3
- Other Burglary	28	42	14	50.0
- Vehicle Offences (incl. Interference)	75	110	35	46.7
- Theft from Vehicle	45	65	20	44.4
- Theft of Motor Vehicle	22	33	11	50.0
- Vehicle Interference	8	12	4	50.0
- Theft	117	125	8	6.8
- Theft from the Person	8	0	-8	-100.0
- Theft of Pedal Cycle	3	4	1	33.3
- Shoplifting	28	33	5	17.9
- Other Theft	78	88	10	12.8
Criminal Damage inc. Arson	79	61	-18	-22.8
- Criminal Damage	79	59	-20	-25.3
- Arson	0	2	2	-
State Based Crime	Offences			
Crime Type	2014	2015	# diff.	% diff.
Drug Offences	14	13	-1	-7.1
- Trafficking of Drugs	1	4	3	300.0
- Possession of Drugs	13	9	-4	-30.8
Possession of Weapons	4	0	-4	-100.0
Public Order	31	24	-7	-22.6
Miscellaneous Crimes against Society	3	5	2	66.7



Corporate Services: Performance Summary

Essex Police Performance Summary: To April 2015

Harlow

Cumulative Year to April

Top Level	Offences			
Crime Type	2014	2015	# diff.	% diff.
Anti-Social Behaviour (incidents)	359	346	-13	-3.6
All Crime (excl. Action (NFIB) Fraud)	568	578	10	1.8
- State Based Crime	76	35	-41	-53.9
- Victim Based Crime	492	543	51	10.4
Victim Based Crime	Offences			
Crime Type	2014	2015	# diff.	% diff.
Violence Against the Person	98	136	38	38.8
- Homicide	0	1	1	-
- Violence with Injury	42	60	18	42.9
- Violence without Injury	56	75	19	33.9
Sexual Offences	6	13	7	116.7
- Rape	2	6	4	200.0
- Rape - Under 16 yrs	1	1	0	0.0
- Rape - Over 16 yrs	1	5	4	400.0
- Other Sexual Offences	4	7	3	75.0
Robbery	15	9	-6	-40.0
- Robbery of business property	0	0	0	-
- Robbery of Personal Property	15	9	-6	-40.0
Theft Offences	315	321	6	1.9
- Burglary	54	41	-13	-24.1
- Dwelling Burglary	32	13	-19	-59.4
- Other Burglary	22	28	6	27.3
- Vehicle Offences (incl. Interference)	50	131	81	162.0
- Theft from Vehicle	37	97	60	162.2
- Theft of Motor Vehicle	6	22	16	266.7
- Vehicle Interference	7	12	5	71.4
- Theft	211	149	-62	-29.4
- Theft from the Person	10	7	-3	-30.0
- Theft of Pedal Cycle	14	8	-6	-42.9
- Shoplifting	124	76	-48	-38.7
- Other Theft	63	58	-5	-7.9
Criminal Damage inc. Arson	58	64	6	10.3
- Criminal Damage	57	61	4	7.0
- Arson	1	3	2	200.0
State Based Crime	Offences			
Crime Type	2014	2015	# diff.	% diff.
Drug Offences	39	8	-31	-79.5
- Trafficking of Drugs	5	0	-5	-100.0
- Possession of Drugs	34	8	-26	-76.5
Possession of Weapons	3	2	-1	-33.3
Public Order	30	19	-11	-36.7
Miscellaneous Crimes against Society	4	6	2	50.0



Corporate Services: Performance Summary

Essex Police Performance Summary: To April 2015

Brentwood

Cumulative Year to April

Top Level	Offences			
Crime Type	2014	2015	# diff.	% diff.
Anti-Social Behaviour (incidents)	141	206	65	46.1
All Crime (excl. Action (NFIB) Fraud)	337	310	-27	-8.0
- State Based Crime	17	7	-10	-58.8
- Victim Based Crime	320	303	-17	-5.3
Victim Based Crime	Offences			
Crime Type	2014	2015	# diff.	% diff.
Violence Against the Person	62	59	-3	-4.8
- Homicide	0	0	0	-
- Violence with Injury	24	28	4	16.7
- Violence without Injury	38	31	-7	-18.4
Sexual Offences	2	7	5	250.0
- Rape	0	1	1	-
- Rape - Under 16 yrs	0	0	0	-
- Rape - Over 16 yrs	0	1	1	-
- Other Sexual Offences	2	6	4	200.0
Robbery	0	2	2	-
- Robbery of business property	0	0	0	-
- Robbery of Personal Property	0	2	2	-
Theft Offences	209	190	-19	-9.1
- Burglary	70	57	-13	-18.6
- Dwelling Burglary	57	42	-15	-26.3
- Other Burglary	13	15	2	15.4
- Vehicle Offences (incl. Interference)	55	58	3	5.5
- Theft from Vehicle	32	32	0	0.0
- Theft of Motor Vehicle	16	15	-1	-6.3
- Vehicle Interference	7	11	4	57.1
- Theft	84	75	-9	-10.7
- Theft from the Person	2	5	3	150.0
- Theft of Pedal Cycle	5	10	5	100.0
- Shoplifting	24	16	-8	-33.3
- Other Theft	53	44	-9	-17.0
Criminal Damage inc. Arson	47	45	-2	-4.3
- Criminal Damage	46	45	-1	-2.2
- Arson	1	0	-1	-100.0
State Based Crime	Offences			
Crime Type	2014	2015	# diff.	% diff.
Drug Offences	7	0	-7	-100.0
- Trafficking of Drugs	0	0	0	-
- Possession of Drugs	7	0	-7	-100.0
Possession of Weapons	0	1	1	-
Public Order	8	5	-3	-37.5
Miscellaneous Crimes against Society	2	1	-1	-50.0