

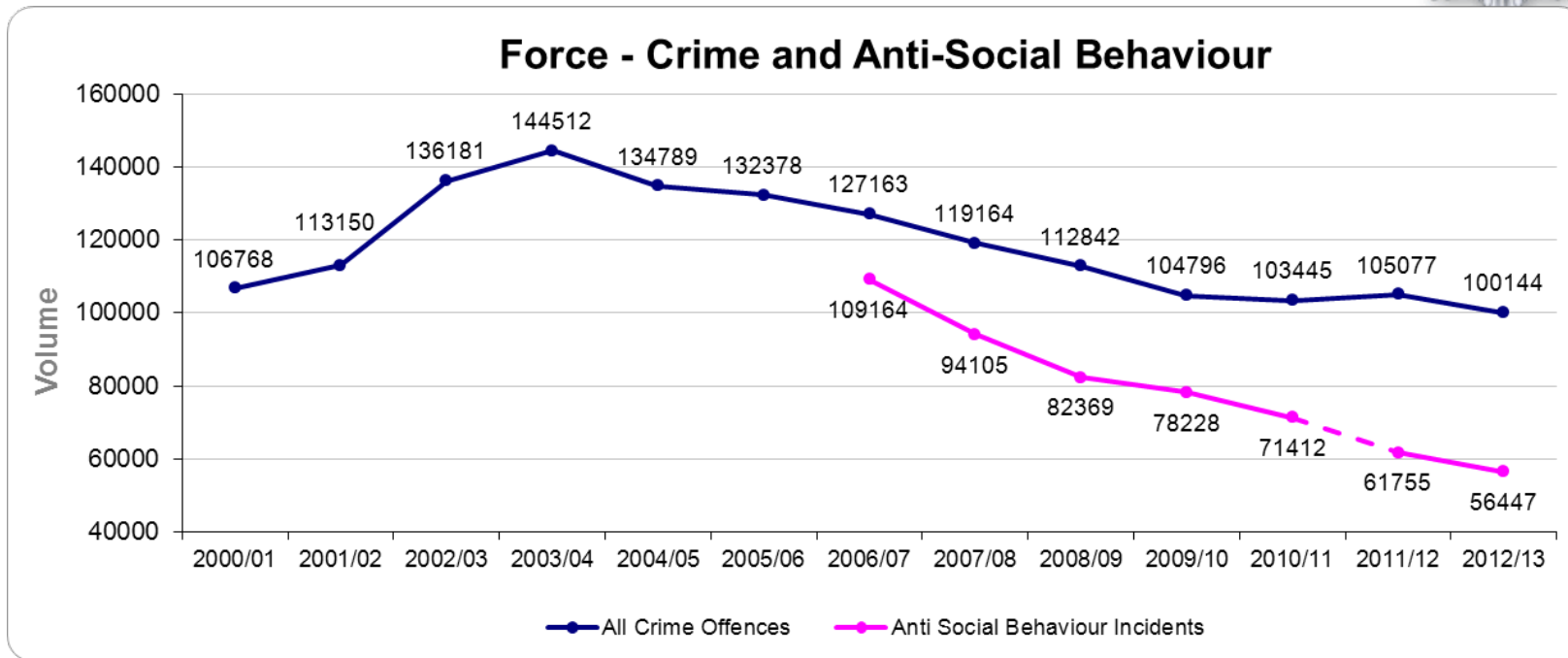


Essex Police Challenge Meeting 5th August 2013

Performance Overview –
Crime in Essex to June 2013

Stephen Kavanagh
Chief Constable Essex Police

Reducing Crime: Long-term Trend



- **Crime Reduction over the last 10 years (2012/13 vs. 2003/04)**
30.7% reduction: 44368 fewer offences, from 144512 to 100144 offences
- **Crime Reduction last year (2012/13 vs. 2011/12)**
4.7% reduction: 4933 fewer offences, from 105077 to 100144 offences
- **Anti-Social Behaviour Reduction last year (2012/13 vs. 2011/12)**
8.6% reduction: 5308 fewer incidents, from 61755 to 56447 offences

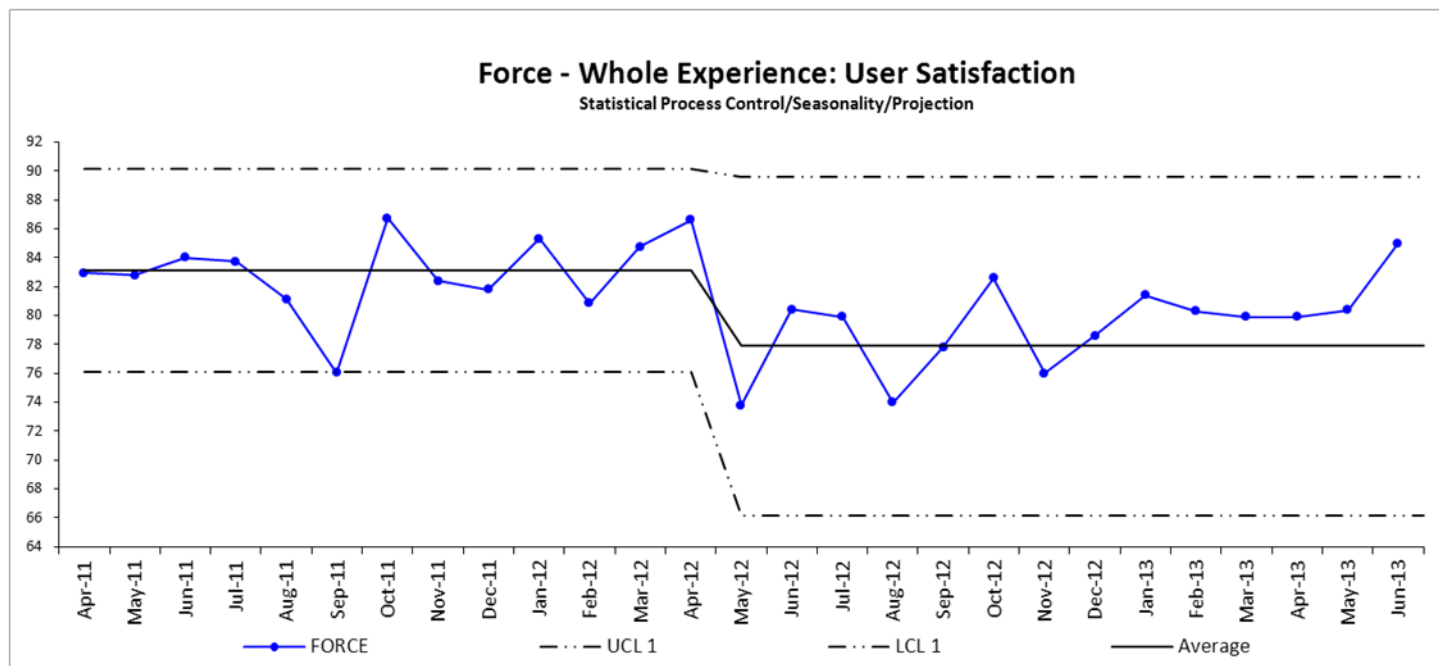


- **Crime Solved Rate (2012/13 vs. 2011/12)**
2.8% point reduction: 27.0% of offences solved

- **Crime Solved Rate (April-June 2013 vs. April-June 2012)**
3.8% point increase: 30.6% of offences solved

- **Areas of Good Performance (April-June 2013 vs. April-June 2012)**
 - Domestic Burglary: 9.0% point increase, 16.6% of offences solved
 - Robbery: 9.6% point increase, 21.0% of offences solved
 - Serious Violent Crime: 8.7% point increase, 37.7% of offences solved
 - Racially Aggravated Crime: 6.2% point increase, 44.6% of offences solved

- **Area of Challenge**
 - Other Burglary: 1.6% point decrease, 7.4% of offences solved

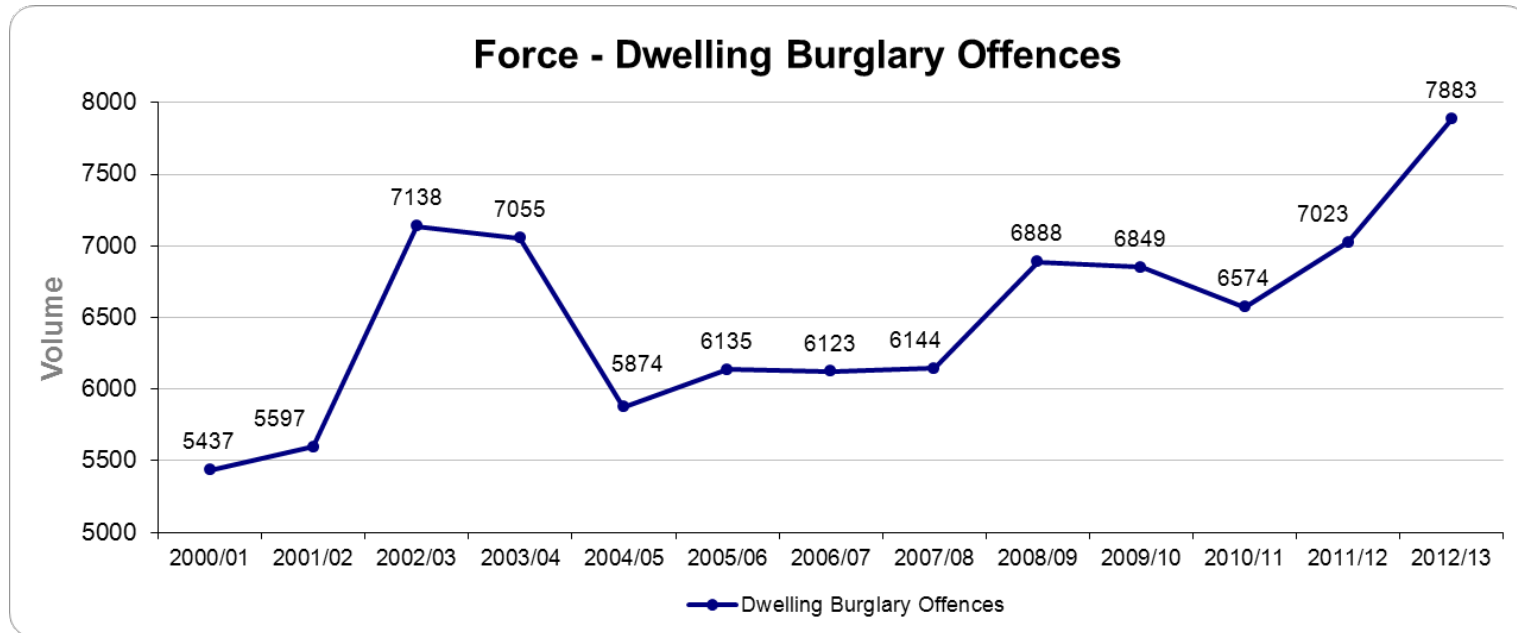


■ Public Satisfaction (April – June 13)

- June 2013 best overall satisfaction results since April 2012
- Best Desk Based Investigation (DBI) results since introduction with 100% satisfaction from victims for treatment
- Improvement in 4 of 5 areas surveyed



Domestic Burglary offences are a concern for both the Force and members of the public. Last year saw a significant increase.



■ **Domestic Burglary Offence Increase (2012/13 vs. 2011/12)**

12.2% increase: 860 more offences, 7883 offences

■ **Domestic Burglary Reduction (April-June 2013 vs. April-June 2012)**

0.5% reduction: 9 fewer offences, 1634 offences



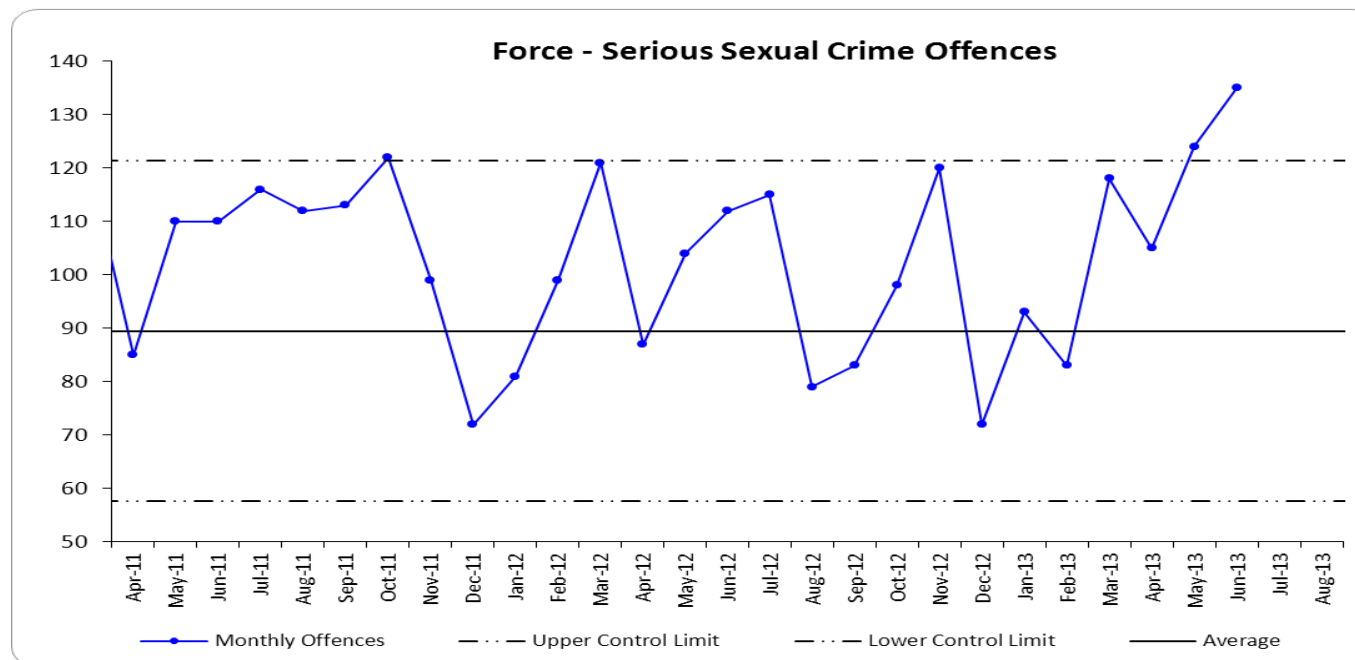
Personal Robbery Offences	Apr - Jun 12	Apr - Jun 13	# Diff.	% Diff.
Chelmsford	7	9	2	28.6%
Braintree	9	9	0	0.0%
Uttlesford	2	2	0	0.0%
Maldon	1	2	1	100.0%
Colchester	8	15	7	87.5%
Tendring	15	35	20	133.3%
Southend	78	71	-7	-9.0%
Castle Point	5	5	0	0.0%
Rochford	3	6	3	100.0%
Basildon	31	26	-5	-16.1%
Thurrock	37	25	-12	-32.4%
Epping	39	26	-13	-33.3%
Brentwood	7	3	-4	-57.1%
Harlow	31	24	-7	-22.6%

- **Areas of Good Performance (April-June 2013 vs. April-June 2012)**
 - Thurrock: 32.4% reduction, 37 to 25 offences
 - Epping: 33.3% reduction, 39 to 26 offences
 - Harlow: 22.6% reduction, 31 to 24 offences
- **Areas of Challenge (April-June 2013 vs. April-June 2012)**
 - Tendring: 133.3% increase, 15 to 35 offences

Area of Focus: Serious Sexual Crime



Following substantial media reporting on Operation Yewtree (Saville) there has been a substantial rise in the reports of serious sexual crime since the beginning of 2013/14.



■ Serious Sexual Crime Offences (2012/13 vs. 2011/12)

10.1% reduction: 121 fewer offences, 1078 offences

■ Serious Sexual Crime Offences (April-June 2013 vs. April-June 2012)

24.4% increase: 71 more offences, 362 offences